



# Wavin Ireland Trade catalogue May 2023

Above and below ground systems



An Orbia business.

Guaranteed  
Irish



# Wavin above & below ground systems



# Contents

## Introduction

Celebrating 65 Years in Ireland .....	2
Sustainability .....	3
Wavin systems innovation .....	4
Looking to the future of our Community .....	5

## Plumbing and Heating

Introduction to Wavin Hep <sub>2</sub> O Flexible Push-fit Plumbing & Heating System .....	6
Wavin Hep <sub>2</sub> O flexible plumbing – Metric – Imperial .....	7-17
Introduction to Wavin Tigris K5/M5 Press-Fit Plumbing and Heating System .....	18
Wavin Tigris K5/M5 Press-Fit Plumbing .....	19-22
Introduction to Wavin Tigris K1/M1 Press-Fit Plumbing and Heating System .....	23
Wavin Tigris K1/M1 Press-Fit Plumbing .....	24
Wavin Tigris Manifolds/Accessories .....	25
Introduction to Wavin Underfloor Heating .....	26
Wavin Underfloor Heating .....	27-30

## Soil and Waste

Introduction to Wavin Hep <sub>v</sub> O .....	31
Hep <sub>v</sub> O and Flexible Waste .....	32
Introduction to Wavin Waste .....	33
ABS White Waste – Solvent Weld .....	34-35
PVC-C Black Waste .....	36
Soil & Waste Ancillaries .....	37-38
Introduction to Wavin Soil PVCu Push-fit System .....	39
Wavin Soil – Push-fit Black .....	40-43
Wavin Soil – Push-fit White .....	44-46
Wavin Soil – Push-fit Grey .....	47-52
Introduction to Wavin Compact Soil PVCu – Olive Grey .....	53
Wavin Compact Soil – Solvent Weld Olive Grey .....	54-58
Wavin Compact Soil – Push-fit Olive Grey .....	59-61
Introduction to Wavin AS+ Low Noise System .....	62
Wavin AS+ Low Noise System .....	63-66
Introduction to Wavin HDPE .....	67
HDPE – Soil, Waste and Vent .....	68-72
Wavin's BIM Revit Content Packages .....	73

## Rainwater

Introduction to Wavin Rainwater Systems .....	74
Rainwater – RoundLine .....	75-76
Rainwater – SquareLine .....	77-78
Rainwater – StormLine .....	79-80
Rainwater – DeepLine .....	81
Rainwater – SuperLine .....	82
Rainwater – RoofLine .....	83
Rainwater – Ancillaries .....	84

## Sewer

Standards and Compliance for Sewer .....	85
Introduction to Wavin Sewer .....	86
Wavin Sewer Pipe .....	87
Wavin Sewer Ring Seal Fittings .....	88-91
Gully Traps and Accessories .....	92-94
UltraRib .....	95-97
Domestic Channels .....	98
Introduction to Chambers .....	99-100
Inspection Chambers and Manholes .....	101-110

## Stormwater Management

Wavin Stormwater Management – AquaCell .....	111-114
Silt Traps .....	115
Vortex Valves .....	116
Garastor .....	117
Q-Bic Plus .....	118-119

## Water Mains

Introduction to Wavin Water Mains .....	120
Polyethylene pipe .....	121-122
Introduction to Electrofusion Fittings .....	123
Electrofusion Fittings – 16 Bar .....	123-124

## Ducting

Ducting .....	125
ESB Ducting .....	126
ESB Meter Cupboards .....	127

## Contact Information

Contact Information .....	128
---------------------------	-----



# Celebrating 65 Years in Ireland as we look to the future

# 1958

1958 was a big year! Elvis was top of the charts with Jailhouse Rock, NASA was formed and the microchip was invented.

Closer to home, it was a big year for Ireland too. With the support of the Irish Government and the then Minister for Industry, Sean Lemass, and the Irish Development Agency (IDA), David McIlvenna and Tom McMahon brought Wavin to Ireland to help to solve one of the great challenges of the day – delivering safe drinking water to Ireland's growing population.

Wavin Ireland began life in a small industrial unit in Drumcondra before moving to our current site in Balbriggan where we employ over 60 people in Manufacturing, Sales & Marketing, Technical Support, Finance and Administration.

As we **celebrate 65 years in Ireland**, we are so proud of our history and the contribution we have made to the country. We're delighted to celebrate our continued innovation and to keep focused on our purpose of building healthy, sustainable cities. As part of the global Wavin Group, we are helping to tackle some of world's biggest challenges: water supply, sanitation, climate resilient cities and building performance.



An Orbia business.

We are all too aware that climate change is no longer something we can afford to just talk about. We are seeing its affects globally as our cities get hotter and what were once one in a century weather events are impacting us on a regular basis. Creating more sustainable products and providing more sustainable solutions to the engineers, architects and contractors that create our towns and cities is at the forefront of Wavin's agenda.



## Our sustainability journey began long before sustainability became mainstream for businesses.

In the 1990's, Wavin became the first in the industry to use recyclate and the journey has continued as the company evolves and looks towards the future.

At Wavin Ireland, the sustainability promise extends across products, processes, and community involvement. We are committed to **reaching carbon net zero status by 2050**. Our goal is to lead the industry in sustainability by 2025 and we are committed to help reduce emissions in the built environment.

In recent years, we have introduced several new product innovations that build on our commitment to sustainability.

An innovative wastewater system designed to outperform all other systems on the market in terms of reducing noise levels. **Wavin AS+** is the ideal solution for tackling noise pollution in multi-occupancy developments, such as apartments, hotels, hospitals, nursing homes, libraries and offices. Wavin AS+ achieves optimal reduction of airborne sound due to its high mass and wall thickness, and of structure-borne sound, thanks to the low elastic-modulus of its flexible PP material and the specially designed brackets

## Our TreeTanks provide solutions to support climate resilient cities, allowing trees to flourish in urban environments.

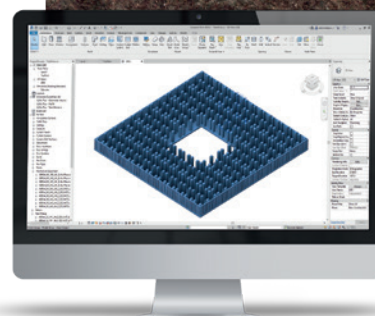

The TreeTank ensures trees can be easily and effectively integrated into urban areas without disrupting vital infrastructure. Delivering nutrients and water to trees, the product allows for the greening up and cooling of cityscapes, vital as our cities manage the challenge of increasing temperatures.

### EPDs

Environmental product declarations

To enable building designers, planners, contractors and developers to adopt more sustainable solutions and enhance the sustainability credentials of their projects, Wavin has just launched environmental product declarations (EPDs) for its products. This represents a significant step in realising a sustainable value chain for the European construction industry and Wavin's continuous commitment to drive sustainability within the industry.

## Reaching carbon net zero status by 2050



# Wavin systems innovation

In terms of systems innovation, Wavin developed **Recycore® Technology**, an innovative and state-of-the-art manufacturing process developed to reduce the use of virgin materials, by using at least 50% recycled content yet ensuring the same high performance and handling characteristics that customers of its virgin products have come to expect.



PVC-U pipes developed with Recycore® Technology consist of three-layer pipes – a dark middle layer of at least 50% recycled material, and virgin material outer layers. The optimal amount of recycled plastic, combined with its proven environmental benefits, make the pipes an excellent choice in achieving environmental gains through sustainable procurement.

With the success of Recycore in Soil and sewer pipes, Wavin has now extended Recycore technology to gutter and gutter downpipes – containing a minimum of 55% of recycled PVC-U and will be rolling out across profiles, starting with RoundLine.

Continuing the path of sustainable innovation, **RootSeal Technology** actively repels tree roots, solving several challenges for architects, specifiers, developers, and planners. RootSeal Technology gives drainage systems enhanced protection by using a naturally-sourced inhibitor to harmlessly repel tree roots and to reduce the risk of damage and upheaval. It also removes the disruption and environmental cost of repairing or replacing drainage systems damaged by tree root ingress and is being rolled out across our sewer range – look out for the green seal.

Building on the success and reliability delivered by its predecessor, Tigris K1/M1, the new Wavin Tigris K5/M5 press-fit plumbing and heating system delivers compelling new features for installers. The fitting is the first of its kind to feature an innovative Acoustic Leak Alert function – it will literally whistle while it works.

**Want to know more?** Turn to page 18 to find out more.





## New Wavin Tigris K5/M5

The fitting that will blow you away



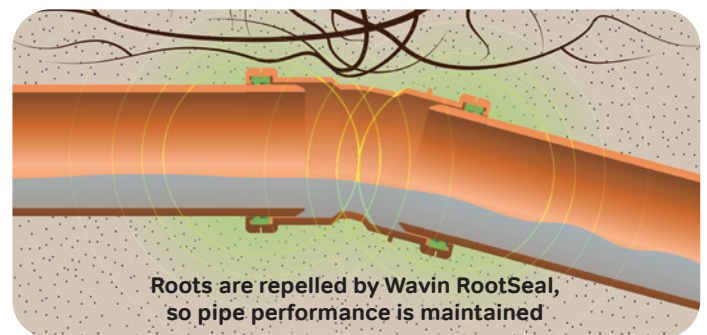
**Acoustic Leak Alert**  
Detects leaks with a whistle



**Opti Flow**  
Up to 50% larger inner bore



**Multi Profile**  
Works with 5 types of jaws







## Looking to the future of our Community

Since we arrived in Balbriggan, Wavin has been an active supporter of community initiatives. The Wavin Lake which was originally a back-up water resource for the Balbriggan site, was gifted to the Gormanston Anglers in 1993, and is now Dublin's largest all year rainbow trout fishery and a rich community resource full of beautiful wildlife and fauna.

In 2022, we further extended our community support programme with support for the Irish Institute of Music and Song (IIMS) in Balbriggan. Sustainability is at the heart of the development and **Wavin AquaCell** units were supplied to facilitate stormwater management within the site. A key element of this is a sustainable drainage system to minimise the impact of excess rainwater into the area's local drainage network. The area in which the tank is situated will be used as an outdoor mini-amphitheatre, surrounded by tiered grass areas creating a natural outdoor performance space – The Wavin Amphitheatre.

We love to support innovation from organisations working to create better environments and one of these is **Bí Urban**, a social enterprise in Dublin's North-West inner city. Bi Urban's Rain Garden project harvests rainwater to create little oases in the urban landscape. Wavin is providing the pipes to allow these rain gardens to function by allowing roof top rainwater run-off to create mini gardens as a nature-based solution to address multiple urban issues, which are being monitored by UCD's Civil Engineering faculty.

In 2022, Guaranteed Irish sought the support of Wavin and other members of the organisation in establishing the Guaranteed Irish Forest, an initiative that aims to encourage climate action engagement and increase biodiversity. Guaranteed Irish aligns its values with the United Nations Sustainable Development Goals (UN SDGs), which are the overarching goals that guide us all to a sustainable future. Wavin aligns our business' sustainability strategy with these same goals. The Guaranteed Irish Forest initiative underlines our commitment to these goals and is a legacy project that we are proud to support and to play our part in its creation.


Our first 65 years in Ireland have been full of innovation and progression. As we look ahead at our changing world, we will continue to play our part in developing the Ireland of the future.



# Wavin Hep<sub>2</sub>O Push-fit Plumbing & Heating System

Wavin Hep<sub>2</sub>O flexible push fit plumbing developed in response to installer feedback, and has a number of unique and innovative features and benefits including;

- In4Sure™ joint recognition – tells you when the pipe is in
- Secure demounting with the new HepKey™ system
- SmartSleeve™ insert stays captive in the pipe
- 50 year industry leading Guarantee
- Flexible pipe which comes off the coil straight



## Metric



## Imperial



### Standards and Approvals

Hep<sub>2</sub>O meets the requirements of Class S of BS 7291, parts 1 and 2 and is manufactured within a Quality Management System which satisfies EN ISO 9002.

Hep<sub>2</sub>O is also approved by WRAS – deemed safe for use in the supply of drinking water.

### Guarantee

As a result of its rigorous Quality Management programme, Hep<sub>2</sub>O carries a 50 year guarantee against defect in materials or manufacturing of all their pipe and fittings.



### Imperial and Metric

Available in both imperial and metric sizes.

The fittings are distinguishable by their internal sleeve collars:

- Imperial – Grey Internal Collar
- Metric – White Internal Collar

### Important Note:

Fittings of all product ranges must be ordered in their pack multiples as illustrated in catalogue.

Hep<sub>2</sub>O fittings are pre-lubricated, no additional lubrication is required.




DO NOT use any flux, jointing compound or non Hep<sub>2</sub>O lubricant on Hep<sub>2</sub>O fittings.

### Key to Colour Reference

Code Suffix	Product Colour
BL	Black
BU	Blue
RD	Red
W	White

# Wavin Hep<sub>2</sub>O flexible plumbing – metric

## Polybutylene Pipe

	Product Code	SAP Code	Description	Nom Dia mm	Pack Qty
	HXX100/15W	3029638	<b>Barrier Pipe Coils</b> Straight Coiled Lengths in SmartPack dispensers 100m	15	1
	HXX50/22W	3029645	50m	22	1
	HXX25/28W	3029642	25m	28	1
	HXX50/28W	3029646	50m	28	1
	HXX06/15W	3030789	<b>Barrier Pipe Lengths</b> 6.0m	15	40
	HXX06/22W	3030790	6.0m	22	20
	HXX06/28W	3030791	6.0m	28	12
	HXXC50/15BU	3011285	<b>Pipe in Pipe System</b> 50m	15	1
	HXXC50/15RD	4013649	50m	15	1
	HXXC50/22BU	3011286	50m	22	1
	HXXC50/22RD	4013650	50m	22	1
	HXXC25/28BU	4013647	25m	28	1
	HXXC25/28RD	4013651	25m	28	1
	Please Note: Order pipe by unit (coil) not by metre				



# Wavin Hep<sub>2</sub>O

## flexible plumbing – metric

### Demountable Fittings






	Product Code	SAP Code	Description	Nom Dia mm	Pack Qty
	HX60/15W HX60/22W HX60/28W	3029622 3029623 3030691	<b>SmartSleeve Pipe Support</b>  *priced per pack	15 22 28	50 50 20
	HD1/15W HD1/22W HD1/28W	3029590 3029591 3030695	<b>Straight Connector</b>	15 22 28	10 10 5
	HD2/22W HD2/28W	3029603 3030692	<b>Socket Reducer</b> 22 x 15mm 28 x 22mm	22 28	10 5
	HD3B/22W	3070724	<b>Socket/Socket Reducer</b> 22 x 15mm	22	10
	HD4/15W HD4/22W	3029612 3029613	<b>Spigot Elbow 90°</b> Single Socket	15 22	5 5
	HD5/15W HD5/22W HD5/28W	3029616 3029617 3030673	<b>Elbow 90°</b>	15 22 28	10 10 5
	HD8/15W HD8/22W	3030680 3030681	<b>Obtuse Bend 135°</b> Single Socket	15 22	5 5
	HD10/15W HD10/22W HD10/28W	3029593 3029594 3030675	<b>Equal Tee</b>	15 22 28	10 10 5
	HD12/22W HD12/28W	3029595 3030674	<b>End Reduced Tee</b> 22 x 15 x 22mm 28 x 22 x 28mm	22 28	5 5
	HD18/22W HD18/28W	3030719 3030720	<b>Double End Reduced Tee</b> 15 x 15 x 22mm 22 x 22 x 28mm	22 28	5 5
	HD13/22W HD13A/28W HD13/28W	3029597 3030671 3030672	<b>Branch Reduced Tee</b> 22 x 22 x 15mm 28 x 28 x 15mm 28 x 28 x 22mm	22 22 28	5 5 5



	Product Code	SAP Code	Description	Nom Dia mm	Pack Qty
	HD15/22W	3030717	<b>Branch Reduced Tee – Spigot</b> 22 x 22 x 15mm	22	5
	HD14/22W HD14/28W	3029600 3030670	<b>Branch and One End Reduced Tee</b> 22 x 15 x 15mm 28 x 22 x 22mm	22 28	5 5
	HX20/15W HX20/22W HX20/28W	3030706 3030707 3041309	<b>Tank Connector</b> with BSP tail & backnut (For cold water use only) BSP 1/2" BSP 3/4" BSP 1"	15 22 28	5 5 5
	HD25A/15W HD25B/15W HD25B/22W	3029604 3029605 3030696	<b>Straight Tap Connector</b> with brass nut and alternative rubber washer BSP 1/2" BSP 3/4" BSP 3/4"	15 15 22	10 5 5
	HD27/15W	3029610	<b>Bent Tap Connector</b> with brass nut and alternative rubber washer BSP 1/2"	15	5
	HD125A/15W HD125B/15W HD125B/22W	3030697 3030698 3030699	<b>Flexible Tap Connectors</b> Hep <sub>2</sub> O x BSP Nut (with Brass Nut and rubber washer) 300mm BSP 1/2" 300mm BSP 3/4" 300mm BSP 3/4"	15 15 22	2 2 2
	HD125E/15W HD125E/22W	3039570 3039571	Hep <sub>2</sub> O Brass Service Valve x BSP Nut (with Brass Nut and rubber washer) 300mm BSP 1/2" 300mm BSP 3/4"	15 22	2 2
	HD125F/15W HD125G/15W	3039573 3039574	Hep <sub>2</sub> O x Monobloc Mixers 300mm x 15mm x M10 300mm x 15mm x M12  • Please note sold and priced as a pair	15 15	Pair Pair

# Wavin Hep<sub>2</sub>O

## flexible plumbing – metric

	Product Code	SAP Code	Description	Nom Dia mm	Pack Qty
	HD26B/15W HD26B/22W	3029608 3029609	<b>Hand-Titan™ Tap Connector</b> with rubber washer BSP 3/4" BSP 3/4"	15 22	5 5
	HD45/5W HD45/7W HD45/1W	3038736 3038737 3038735	<b>Straight Conversion</b> 1/2" x 15mm 3/4" x 22mm 1" x 28mm	15 22 28	10 10 5
	HD46/5W HD46/7W HD46/1W	3038739 3038740 3038738	<b>Elbow Conversion</b> 1/2" x 15mm 3/4" x 22mm 1" x 28mm	15 22 28	10 10 5
	HD62/15W HD62/22W HD62/28W	3029619 3029620 3030703	<b>Demountable Stop-End</b>	15 22 28	10 10 5
	HX44/15W HX44/22W	3030714 3030715	<b>Push-fit Blanking Peg</b> For Demountable Hep <sub>2</sub> O Fittings  *priced per pack	15 22	10 10
	HX78/15W HX78/22W HX78/28W HX79/15W HX79/22W HX79/28W	3038764 3038765 3038766 3029625 3029626 3030676	<b>Demounting Tool</b> HepKey Demounting Tool (Blue) HepKey Demounting Tool (Purple) HepKey Demounting Tool (Orange) HepKey Plus Demounting Tool (Blue) HepKey Plus Demounting Tool (Purple) HepKey Plus Demounting Tool (Orange)	15 22 28 15 22 28	10 10 10 10 10 10
	HX77/10W HX77/15W	3039598 3039472	<b>HepTool</b> 10/28mm Demounting Tool 15/22mm Demounting Tool	10/28 15/22	10 10

## Auxiliary Fittings

	Product Code	SAP Code	Description	Nom Dia mm	Pack Qty
	HX29/15W HX29/22W HX29/28W	3030667 3030669 3030668	<b>Adaptor</b> Male BSP/Hep <sub>2</sub> O socket DZR Brass BSP 1/2" BSP 3/4" BSP 1"	15 22 28	10 10 5
	HX28/15W HX24/15W HX28/22W HX28/28W	3030663 3030665 3030666 3030664	<b>Adaptor</b> Female BSP/Hep <sub>2</sub> O socket DZR Brass BSP 1/2" BSP 3/4" BSP 3/4" BSP 1"	15 15 22 28	10 10 10 5
	HX31/28	3031025	<b>Adaptor</b> Male BSP/Hep <sub>2</sub> O spigot DZR Brass BSP 1"	28	5
	HX30/15W	3031019	<b>Adaptor</b> Female BSP/Hep <sub>2</sub> O spigot DZR Brass BSP 1/2"	15	1
	HX32/15	3053653	<b>Draincock</b> Brass 15mm spigot DZR Brass	15	1
	HX6/15W HX6/22W	3030711 3030712	<b>Wall Plate Elbow</b> Hep <sub>2</sub> O BSP 1/2" BSP 3/4"	15 22	5 5
	HX22/15W HX22/22W	3030724 3030725	<b>Ball Valve</b> Plated Brass (for hot & cold water use) 15x15mm 22x22mm	15 22	5 5
	HX35/15W HX35/22W	3030722 3030723	<b>Gate Valve – Hot/Cold</b> DZR Brass/Hep <sub>2</sub> O ends	15 22	5 5
	HX36/15W HX36/22W	3030693 3030694	<b>Stopcock – Cold Water</b> fitted with Hep <sub>2</sub> O ends	15 22	5 5
	HX43/22W	3030710	<b>Stopcock – Cold Water</b> Hep <sub>2</sub> O to MDPE Conversion 22mm to 25mm MDPE	22	5



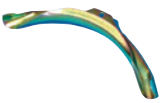






# Wavin Hep<sub>2</sub>O

## flexible plumbing – metric

	Product Code	SAP Code	Description	Nom Dia mm	Pack Qty
	HX37/15W	3030708	<b>Shut-off Valve</b> With hot/cold indicator insert * * For intermittent hot and cold water use up to a maximum of 65°C. Not for use with Central Heating	15	5
	HX38/15W	3030709	<b>Appliance Valve</b> With hot/cold indicator insert * * For intermittent hot and cold water use up to a maximum of 65°C. Not for use with Central Heating	15	5
	HX18/15W	3030704	<b>Straight Service Valve</b> With hot/cold indicator insert * * For intermittent hot and cold water use up to a maximum of 65°C. Not for use with Central Heating	15	5
	HX19/15W	3030705	<b>Angled Service Valve</b> With hot/cold indicator insert * * For intermittent hot and cold water use up to a maximum of 65°C. Not for use with Central Heating	15	5
	HX88/22W	3030726	<b>Two Port Manifold</b> 22x15mm ports Closed Spigot	22	5
	HX88B/22W	3030727	<b>Two Port Manifold</b> 22x15mm ports All socket	22	5
	HX89/22W	3030728	<b>Three Port Manifold</b> 22x15mm ports Closed Spigot	22	5
	HX89B/22W	3030729	<b>Three Port Manifold</b> 22x15mm ports All socket	22	5
	HX91T/22W	3030730	<b>One Port Valved Manifold</b> Plated Brass 3/4" BSP Male/female 22mm Hep <sub>2</sub> O port	22	1
	HX92T/15W	3030732	<b>Two Port Valved Manifold</b> Plated Brass 3/4" BSP Male/female 15mm Hep <sub>2</sub> O ports	15	1
	HX93T/15W	3030733	<b>Three Port Valved Manifold</b> Plated Brass 3/4" BSP Male/female 15mm Hep <sub>2</sub> O ports	15	1

	Product Code	SAP Code	Description	Nom Dia mm	Pack Qty
	HX94T/15W	3030731	<b>Four Port Valved Manifold</b> Plated Brass 3/4" BSP Male/female 15mm Hep <sub>2</sub> O ports	15	1
	HX97 GY HX98 GY	4013739 4013740	<b>Manifold End Caps</b> 3/4" Female End Cap 3/4" Male End Cap	- -	5 5
	HX95A GR	3024348	<b>Manifold Bracket - Pair</b> For HX92T/15, HX93T/15 and HX94T/15	-	1

### Ancillary Pipe Fittings and Accessories

	Product Code	SAP Code	Description	Nom Dia mm	Pack Qty
	HX75/15 HX75/22	4013715 4013718	<b>Cold Forming Bend Fixture</b> Metal with passivate finish	15 22	5 5
	HD74	4013791	<b>Pipe Cutter - Scissor Type</b> Standard	-	1
	HX85/15W HX85/22W HX85/28W	3030688 3030689 3030690	<b>Pipe Clips - Screw</b>  *priced per pack	15 22 28	50 50 50
	HX86/15W HX86/22W	3030682 3030683	<b>Pipe Clips - Spacers</b>  *priced per pack	15 22	20 20
	HX65/15W HX65/22W HX65/28W	3030685 3030686 3030687	<b>Pipe Clips - Cable Type</b>  *priced per pack	15 22 28	50 50 50
	HX200	4026146	<b>Hep<sub>2</sub>O Silicone Lubricant Spray</b> 400 ml Aerosol Can Hep <sub>2</sub> O Fittings	-	1
	HX81	3032329	<b>Hep<sub>2</sub>O Joint Test Kit</b>	-	1

# Wavin Hep<sub>2</sub>O flexible plumbing – imperial

## Polybutylene Pipe

	Product Code	SAP Code	Description	Nom Dia Inch	Pack Qty
	HXX100/5W HXX50/7W HXX25/1W	3038780 3038782 3038781	<b>Barrier Pipe Coils</b> Straight Coiled Lengths in SmartPack dispensers 100m 50m 25m Please Note: Order pipe by unit (coil) not by metre	1/2" 3/4" 1"	1 1 1
	HXX06/5W HXX06/7W HXX06/1W	3039852 3039853 3039854	<b>Barrier Pipe Lengths</b> 6.0m 6.0m 6.0m	1/2" 3/4" 1"	1 1 1
	HXXC50/5BL HXXC50/7BL	3039869 3039870	<b>Barrier Pipe in Pipe System</b> Coil of Hep <sub>2</sub> O Acorn Barrier Pipe in Black Conduit 50m 50m Please Note: Order pipe by unit (coil) not by metre	1/2" 3/4"	1 1













## Demountable Fittings







	Product Code	SAP Code	Description	Nom Dia Inch	Pack Qty
	HX60/5W HX60/7W HX60/1W	3038761 3038762 3038758	<b>SmartSleeve Pipe Support</b>  *priced per pack	1/2" 3/4" 1"	50 50 20
	HD1/5W HD1/7W HD1/1W	3038720 3038721 3038719	<b>Straight Connector</b>	1/2" 3/4" 1"	10 10 5
	HX2/7W HX2/1W	3038746 3038745	<b>Socket Reducer</b> 3/4" x 1/2" 1" x 3/4"	3/4" 1"	10 5
	HD5/5W HD5/7W HD5/1W	3038742 3038743 3038741	<b>Elbow 90°</b>	1/2" 3/4" 1"	10 10 5
	HD10/5W HD10/7W HD10/1W	3038723 3038724 3038722	<b>Equal Tee</b>	1/2" 3/4" 1"	10 10 5
	HD12/7W HD12/1W	3038726 3038725	<b>End Reduced Tee</b> 3/4" x 1/2" x 3/4" 1" x 3/4" x 1"	3/4" 1"	5 5
	HD13/7W HD13/1W	3038728 3038727	<b>Branch Reduced Tee</b> 3/4" x 3/4" x 1/2" 1" x 1" x 3/4"	3/4" 1"	5 5
	HD14/7W HD14/1W	3038730 3038729	<b>Branch and One End Reduced Tee</b> 3/4" x 1/2" x 1/2" 1" x 3/4" x 3/4"	3/4" 1"	5 5
	HX20/5W HX20/7W	3038747 3038748	<b>Tank Connector</b> with BSP tail & backnut (For cold water use only)	1/2" 3/4"	5 5
	HD25A/5W HD25B/5W HD25B/7W	3038731 3038732 3038733	<b>Straight Tap Connector</b> with brass nut and alternative rubber washer	1/2" 1/2" 3/4"	10 5 5

# Wavin Hep<sub>2</sub>O

## flexible plumbing – imperial

	Product Code	SAP Code	Description	Nom Dia Inch	Pack Qty
	HD27/5W	3038734	<b>Bent Tap Connector</b> with brass nut and alternative rubber washer 1/2" x 1/2"	1/2"	10
	HD45/5W HD45/7W HD45/1W	3038736 3038737 3038735	<b>Straight Conversion</b> 1/2" x 15mm 3/4" x 22mm 1" x 28mm	1/2" 3/4" 1"	10 10 5
	HD46/5W HD46/7W HD46/1W	3038739 3038740 3038738	<b>Elbow Conversion</b> 1/2" x 15mm 3/4" x 22mm 1" x 28mm	1/2" 3/4" 1"	10 10 5
	HX47/5W HX47/7W	3038755 3038756	<b>Spigot/Socket Conversion</b> 1/2" x 15mm 3/4" x 22mm	1/2" 3/4"	10 10
	HD62/5W	3041787	<b>Demountable Stop-End</b>	1/2"	10
	HX40/5W	3038752	<b>Push-fit Blanking Peg</b> For Demountable Hep <sub>2</sub> O Acorn Fittings	1/2"	10
	HX78/15W HX78/22W HX78/28W  HX79/15W HX79/22W HX79/28W	3038764 3038765 3038766  3029625 3029626 3030676	<b>Demounting Tool</b> HepKey Demounting Tool (Blue) HepKey Demounting Tool (Purple) HepKey Demounting Tool (Orange)  HepKey Plus Demounting Tool (Blue) HepKey Plus Demounting Tool (Purple) HepKey Plus Demounting Tool (Orange)	1/2" 3/4" 1"  1/2" 3/4" 1"	10 10 10  10 10 10
	HX77/10W HX77/15W	3039598 3039472	<b>HepTool</b> 1" Demounting Tool 1/2"/3/4" Demounting Tool	1" 1/2" / 3/4"	10 10

## Ancillary Pipe Fittings and Accessories

	Product Code	SAP Code	Description	Nom Dia Inch	Pack Qty
	HX75/15 HX75/22	4013715 4013718	<b>Cold Forming Bend Fixture</b> Metal with passivate finish	1/2" 3/4"	5 5
	HD74	4013791	<b>Pipe Cutter – Scissor Type</b> Standard	–	1
	HX85/15W HX85/22W HX85/28W	3030688 3030689 3030690	<b>Pipe Clips – Screw</b>  *priced per pack	1/2" 3/4" 1"	50 50 50
	HX65/15W HX65/22W HX65/28W	3030685 3030686 3030687	<b>Pipe Clips – Cable Type</b>  *priced per pack	1/2" 3/4" 1"	50 50 50
	HX200	4026146	<b>Hep<sub>2</sub>O Silicone Lubricant Spray</b> 400 ml Aerosol Can Hep <sub>2</sub> O Fittings	–	1
	HX81	3032329	<b>Hep<sub>2</sub>O Joint Test Kit</b>	–	1

# Wavin Tigris K5/M5 Press-Fit Plumbing & Heating System

## 16, 20, 25, 32 and 40mm sizes



### Acoustic Leak Alert: follow the sound

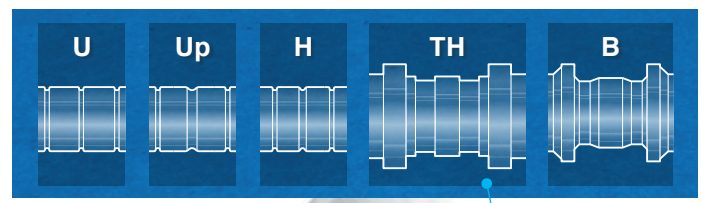
We have equipped Tigris K5/M5 with all kinds of smart solutions, including Acoustic Leak Alert. While performing a pressure test with air, an unpressed Tigris K5/M5 press fitting will be heard loud and clear. Thanks to the whistle sound of 80 decibels, you'll find the unpressed fitting very easily. Even if there's a lot of noise around you.

### Press-fit Plumbing System

Wavin Tigris K5/M5, builds on the success and reliability delivered by its predecessor, the Tigris K1/M1. The new Wavin Tigris K5/M5 is the very first of its kind to feature the innovative Acoustic Leak Alert function. Any un-pressed fitting will make itself known by producing a loud whistle. But that's not all. The fittings also offer an improved flow and can now be pressed with multiple pressing profiles.

### Easy to switch with Multi Press Profiles

Tigris K5 and Tigris M5 guarantee secure connections regardless of the profile. You can use all of the most common jaw profiles to press the fittings as they are compatible with U, Up, H, TH and B profiles.



**IN 4SURE 360 view to check pipe insertion**



**Acoustic Leak Alert – detect non-pressed fittings by a whistle**

Save valuable time when tracing a system for leaks – just follow the whistle\*



**Opti Flow – increased inner bore for optimised flow**

Opti Flow has up to a 50% larger inner bore.\*\*



**Multi press profiles: U, Up, TH, B, H**

The K5 has a PPSU body and the M5 has Brass body

\* Acoustic Leak Alert is simply an aid to find a leaking fitting. It does NOT replace the pressure test.





\*\* Data represents 16mm fittings tests. For more information please review Tigris product and installation guide.



# Wavin Tigris K5

## Press-Fit plumbing

### Composite Multilayer PE-Xc Pipe for Tigris K5/M5 and Manifolds

	SAP Code	Size / Description	N° per Pack
		<b>Pipes – Straight Lengths</b>	
	3061211	16mm x 2.0mm x 5m	25
	3061212	20mm x 2.25mm x 5m	18
	3061213	25mm x 2.5mm x 5m	10
	3041228	32mm x 3.0mm x 5m	6
	3041229	40mm x 4.0mm x 5m	4
		<b>Pipes – Coils</b>	
	3018297	16mm x 2.0mm x 100m	1
	3018302	16mm x 2.0mm x 200m	1
	3018299	20mm x 2.25mm x 100m	1
	3018300	25mm x 2.5mm x 50m	1
		<b>Pipes – Coils Pre-insulated 6mm &amp; 9mm</b>	
	3018800	16mm x 2.0mm x 50m – 6mm	1
	3053399	16mm x 2.0mm x 100m – 6mm	1
	3018803	20mm x 2.25mm x 50m – 9mm	1
	3004382	25mm x 2.5mm x 25m – 9mm	1
	3018804	32mm x 3.0mm x 25m – 9mm	1
		<b>Pipes – Coils Pre-insulated 9mm &amp; 13mm</b>	
	3004378	16mm x 2.0mm x 50m – 9mm	1
	3004379	20mm x 2.25mm x 50m – 9mm	1
	3004380	16mm x 2.0mm x 50m – 13mm	1
	3004381	20mm x 2.25mm x 50m – 13mm	1

Note: For 50, 63 and 75mm pipe for use with K1/M1 fittings see pages 23-24.

# Wavin Tigris K5

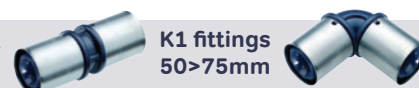
## Press-Fit plumbing

Fittings (16, 25, 32 and 40mm)

K5 – Multi Press Profile

Description	Size	SAP Code	Pack Qty	Description	Size	SAP Code	Pack Qty
<b>K5 Straight Connector</b> 	16mm	3079754	10	<b>K5 Equal Tee 90°</b> 	16mm	3079811	10
	20mm	3079755	10		20mm	3079812	10
	25mm	3079756	10		25mm	3079813	5
	32mm	3079757	5		32mm	3079814	3
	40mm	3079758	2		40mm	3079815	2
<b>K5 Reducing Coupler</b> 	20mm x 16mm	3079759	10	<b>K5 One End Branch Reducing Tee 90°</b> 	20mm x 20mm x 16mm	3079824	10
	25mm x 16mm	3079760	10		25mm x 25mm x 20mm	3079832	5
	25mm x 20mm	3079761	10				
	32mm x 20mm	3079762	5				
	32mm x 25mm	3079763	5				
40mm x 32mm	3079764	2					
<b>K5 Elbow 45°</b> 	25mm	3079773	10	<b>K5 Double End Reducing Tee 90°</b> 	16mm x 20mm x 16mm	3079821	10
	32mm	3079774	5		20mm x 25mm x 20mm	3079826	5
	40mm	3079775	2		25mm x 32mm x 25mm	3079833	5
<b>K5 Elbow 90°</b> 	16mm	3079768	10	<b>K5 Branch Reducing Tee 90°</b> 	20mm x 16mm x 20mm	3079823	10
	20mm	3079769	10		25mm x 16mm x 25mm	3079827	5
	25mm	3079770	10		25mm x 20mm x 25mm	3079828	5
	32mm	3079771	5		32mm x 16mm x 32mm	3079834	5
	40mm	3079772	2		32mm x 20mm x 32mm	3079835	5
<b>K5 Elbow 90° – Single Female BSP Thread</b> 	16mm x 1/2"	3079782	10	<b>K5 Branch and One End Reducing Tee 90°</b> 	20mm x 16mm x 16mm	3079822	10
	20mm x 1/2"	3079783	10		25mm x 16mm x 16mm	3079829	5
	20mm x 3/4"	3079784	10		25mm x 20mm x 20mm	3079825	5
	25mm x 3/4"	3079785	10		32mm x 25mm x 25mm	3079836	5
	32mm x 1"	3079786	5		40mm x 32mm x 32mm	3079842	2
<b>K5 Elbow 90° – Single Male BSP Thread</b> 	16mm x 1/2"	3079776	10	<b>K5 Unequal Branch and End Reduced Tee</b> 	25mm x 16mm x 20mm	3079831	5
	20mm x 1/2"	3079777	10		25mm x 20mm x 16mm	3079830	5
	20mm x 3/4"	3079778	10		32mm x 20mm x 25mm	3079838	5
	25mm x 3/4"	3079779	10		40mm x 25mm x 32mm	3027841	3
	25mm x 1"	3079780	5				
32mm x 1"	3079781	5					
<b>K5 Backplate Elbow Female BSP Thread</b> 	20mm x 1/2"	3079855	10	<b>K5 One Sided Female BSP Thread Tee</b> 	16mm x 1/2" x 16mm	3079816	10
	20mm x 3/4"	3079856	10		20mm x 1/2" x 20mm	3079817	5
					20mm x 3/4" x 20mm	3079818	5
					25mm x 1/2" x 25mm	3079819	5
					25mm x 3/4" x 25mm	3079820	5

Note: 50, 63 and 75mm diameters are only available as K1 fittings (see pages 23-24).  
The new K5 features such as the acoustic whistle are not available for the K1 range.



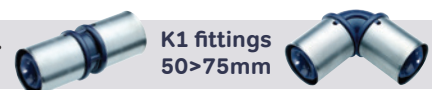
Description	Size	SAP Code	Pack Qty
<b>K5 Connector – Single Male BSP Thread</b>			
	16mm x 1/2"	3079798	10
	16mm x 3/4"	3079799	10
	20mm x 1/2"	3079800	10
	20mm x 3/4"	3079801	10
	25mm x 3/4"	3079802	10
	25mm x 1"	3079803	10
	32mm x 1"	3079804	5
	32mm x 1 1/4"	3079805	5
	40mm x 1 1/4"	3079806	2
<b>K5 Connector – Single Female BSP Thread</b>			
	16mm x 1/2"	3079788	10
	16mm x 3/4"	3079789	5
	20mm x 1/2"	3079790	10
	20mm x 3/4"	3079791	10
	20mm x 1"	3079792	5
	25mm x 3/4"	3079793	10
	25mm x 1"	3079794	5
	25mm x 1 1/4"	3079795	2
	32mm x 1"	3079796	5
	40mm x 1 1/4"	3079797	2
<b>K5 End Plug</b>			
	16mm	3079859	10
	20mm	3079860	10
	25mm	3079861	10

## Fittings (16, 25, 32 and 40mm) M5 – Multi Press Profile

Description	Size	SAP Code	Pack Qty
<b>M5 Coupler Metal – Connections to copper</b>			
	16mm x 15mm	4065978	5
	20mm x 15mm	4065979	5
	20mm x 22mm	4065981	5
	25mm x 22mm	4065982	5
	25mm x 28mm	4065983	5
<b>M5 Coupler – Reduced</b>			
	26mm x 20mm	4064186	5
	26mm x 25mm	4064187	5
	32mm x 26mm	4064191	5

Description	Size	SAP Code	Pack Qty	
<b>M5 Connector – Single Male BSP Thread</b>				
	16mm x 1/2"	4066041	10	
	16mm x 3/4"	4066042	10	
	20mm x 1/2"	4066043	10	
	20mm x 3/4"	4066044	10	
	20mm x 1"	4066045	10	
	25mm x 3/4"	4066046	5	
	25mm x 1"	4066047	5	
	32mm x 1"	4066048	5	
	32mm x 1 1/4"	4066049	5	
	40mm x 1 1/4"	4066051	5	
	40mm x 1 1/4"	4066050	5	
<b>M5 Connector – Single Female BSP Thread</b>				
	16mm x 1/2"	4066028	10	
	16mm x 3/4"	4066029	10	
	20mm x 1/2"	4066030	10	
	20mm x 3/4"	4066031	10	
	20mm x 1"	4066032	10	
	25mm x 3/4"	4066033	5	
	25mm x 1"	4066034	5	
	32mm x 1"	4066035	5	
	32mm x 1 1/4"	4066036	5	
	40mm x 1 1/4"	4064259	5	
40mm x 1 1/2"	4066039	5		
<b>M5 Elbow Male – 90°</b>				
	16mm x 1/2"	4066001	10	
	20mm x 1/2"	4066003	10	
	20mm x 3/4"	4066004	10	
	25mm x 3/4"	4066005	5	
	25mm x 1"	4066006	5	
	32mm x 1"	4066007	5	
	40mm x 1 1/4"	4066008	5	
<b>M5 Elbow Female – 90°</b>				
	16mm x 1/2"	4066009	10	
	20mm x 1/2"	4066011	10	
	20mm x 3/4"	4066012	10	
	25mm x 3/4"	4066013	5	
	25mm x 1"	4066014	5	
	32mm x 1"	4066015	5	
	40mm x 1 1/4"	4066016	5	
	40mm x 1 1/2"	4066017	5	

Note: 50, 63 and 75mm diameters are only available as K1 fittings (see pages 23-24).  
The new K5 features such as the acoustic whistle are not available for the K1 range.



# Wavin Tigris M5

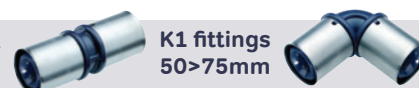
## Press-Fit plumbing

Fittings (16, 25, 32 and 40mm)  
K5 – Multi Press Profile (continued)

Description	Size	SAP Code	Pack Qty
 <b>M5 Screw Connector – Female</b>	16mm x 1/2"	4066072	10
	16mm x 3/4"	4066074	10
	20mm x 1/2"	4066075	10
	20mm x 3/4"	4066076	10
	25mm x 3/4"	4066078	5
	25mm x 1"	4066079	5
	32mm x 1"	4066081	5
	32mm x 1 1/2"	4066083	5
 <b>M5 Screw Connector – Elbow 90°</b>	16mm x 1/2"	4066067	10
	20mm x 1/2"	4066068	10
	20mm x 3/4"	4066069	10
	25mm x 3/4"	4066070	10
	25mm x 1"	4066071	10
 <b>M5 x Hep<sub>2</sub>O Adaptor</b>	16mm x 15mm	4064277	10
	20mm x 22mm	4064280	10
	25mm x 22mm	4064281	10
	25mm x 28mm	4064282	5
	32mm x 28mm	4064283	5
 <b>M5 U-Connector – Male 90°</b>	16mm x 1/2"	4064284	10
	16mm x 3/4"	4064285	10
	20mm x 1/2"	4064286	10
	20mm x 3/4"	4064287	10
 <b>M5 Wall Flange – Female</b>	16mm x 1/2"	4066132	10
	20mm x 1/2"	4066134	10
 <b>M5 DR Holderplate</b>	16mm x 1/2"	4064419	2

Description	Size	SAP Code	Pack Qty
 <b>M5 Holderplate TF</b>	16mm x 1/2"	4064457	2
 <b>M5 Radiator Connector</b>	16mm x 300mm	4064240	10
 <b>M5 Radiator Connector – Elbow</b>	16mm x 15mm x 300mm	4064239	10
 <b>M5 Connector – Elbow</b>	16mm x 15mm x 175mm	4064235	10

Note: 50, 63 and 75mm diameters are only available as K1 fittings (see pages 23-24).  
The new K5 features such as the acoustic whistle are not available for the K1 range.





# Wavin Tigris K1/M1 Press-Fit Plumbing & Heating System

## 50, 63 and 75mm sizes

The versatile Wavin Tigris K1 Multilayer Press-fit System offers valuable advantages compared with traditional materials. Installation is faster and more straightforward. So time and cost can be saved. The system can be used for sanitary (including potable water) and heating applications. The fitting incorporates the Defined Leak Function (DLF) that brings extra safety by identifying unpressed fittings.



### Applications

Wavin K1 meets the requirements for drinking water installation and radiator connection systems.

It is therefore suitable for hot and cold water installations and for radiator connections in residential construction as well as in public and commercial buildings.

Thanks to an extensive range of fittings with clever special solutions the system is optimally suited not only to new construction but also to renovations of old buildings.

Wavin K1 offers a large diameter range of fittings in the dimensions: 50, 63 and 75mm. For smaller diameters, please see our K5 range.

An extensive range of fittings, accessories and tools complements the system.

### Special Advantages

The specific ways in which K1 improves on traditional, established techniques include:

- Very fast, heat-free secure jointing
- No need for Hot Works insurance
- Minimal fittings required: saving time and cost


### Quality

The Wavin K1 system is subject to constant internal quality controls and continuous external monitoring. Wavin K1 system meets all requirements in accordance with EN ISO 21003 standards for service conditions class 2 and 5. The system has been tested by accredited test laboratories and carries a wide set of other national approvals as well.

View the Tigris K1 illustration and see how Tigris K1 pipe gives you all the performance and durability you require, with the extra benefit of flexibility.



### Wavin Tigris K1 Pipe




### Wavin Tigris K1 Pipe

1	PPSU body: highly resistant to temperature, corrosion and scaling
2	Visible windows to show insert depth – no guesswork
3	'O' Ring ensures complete seal
4	Stainless steel sleeve for efficient, heat free jointing
5	Inner layer: superior PEX-C material
6	Aluminium layer: consistent thickness, fully detectable
7	Coupling agent: welds the aluminium to the inner & outer plastic layers
8	Outer layer: HDPE for resilience and flexibility

# Wavin Tigris K1

## Press-Fit plumbing

### Composite Multilayer Pipe (50, 63, 75mm) for K1/M1



Description	Size	SAP Code	Pack Qty
<b>Pipes – Straight Lengths</b>			
	50mm x 4.5mm x 5m*	3004372	5
	63mm x 6.0mm x 5m*	3028271	3
	75mm x 7.5mm x 5m**	3053971	1
	* PE-Xc pipe material		
	** PERT/AL/PE pipe material		

### Fittings (50, 63, 75mm) K1 – U profile Jaw

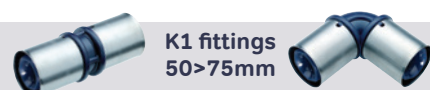
Description	Size	SAP Code	Pack Qty
<b>K1 Straight Connector</b>			
	50mm	3027832	2
	63mm	3027847	2
	75mm	3065639	2
<b>K1 Reducing Coupler</b>			
	50x32mm	3027833	2
	50x40mm	3027834	2
	63x40mm	3027852	2
	63x50mm	3027850	2
	75x50mm	3065641	2
	75x63mm	3065640	2
<b>K1 Elbow 90°</b>			
	50mm	3024667	2
	63mm	3027848	2
	75mm	3065643	2
<b>K1 Elbow 45°</b>			
	50mm	3024668	2
	63mm	3027849	2
	75mm	3065642	2
<b>K1 Equal Tee 90°</b>			
	50mm	3027829	2
	63mm	3027853	2
	75mm	3065644	2

Description	Size	SAP Code	Pack Qty
<b>K1 Branch Reducing Tee 90°</b>			
	50mm x 25mm x 50mm	3027830	2
	50mm x 32mm x 50mm	3027842	2
	50mm x 40mm x 50mm	3027831	2
	63mm x 25mm x 50mm	3027856	2
	63mm x 32mm x 63mm	3027855	2
	63mm x 40mm x 63mm	3027854	2
	75mm x 32mm x 75mm	3065647	2
	75mm x 40mm x 75mm	3065646	2
	75mm x 50mm x 75mm	3065645	2
<b>K1 Branch and One End Reducing Tee 90°</b>			
	50mm x 32mm x 32mm	3027846	2
	50mm x 40mm x 40mm	3027845	2
<b>K1 Unequal Branch and End Reduced Tee</b>			
	50mm x 25mm x 40mm	3031216	2
	50mm x 32mm x 40mm	3027844	2

### Fittings (50, 63, 75mm) M1 – U profile Jaw

Description	Size	SAP Code	Pack Qty
<b>M1 Connector – Single Female BSP Thread</b>			
	50mm x 1½"	4032698	3
	63mm x 2"	4032699	2
	75mm x 2½"	4049179	2
<b>M1 Connector – Single Male BSP Thread</b>			
	50mm x 1½"	4032684	2
	63mm x 2"	4032685	1
	75mm x 2½"	4049178	1

Note: 50, 63 and 75mm diameters are only available as K1 fittings (see above).  
The new K5 features such as the acoustic whistle are not available for the K1 range.



K1 fittings  
50>75mm

# Wavin Tigris

## Manifolds/Accessories

### Manifolds and Adaptors

Description	Size	SAP Code	Pack Qty
 Two Port Manifold	3/4" x 2 ports 1/2"	4026689	2
 Three Port Manifold	3/4" x 3 ports 1/2"	4026690	2
 Four Port Manifold	3/4" x 4 ports 1/2"	4026691	2
<b>Manifolds with Valves</b>			
 Two Port	3/4" x 2 ports 1/2"	4026692	2
 Three Port	3/4" x 3 ports 1/2"	4026693	2
 Four Port	3/4" x 4 ports 1/2"	4026694	2
<b>Manifold Adaptors</b>			
 16mm x 1/2"	16mm x 1/2"	4026699	10
<b>Brass Manifold Cap</b>			
 3/4" female cap	3/4" female cap	4026704	10
 3/4" male cap	3/4" male cap	4026705	10
 1/2" plug	1/2" plug	4026706	10

### Accessories

Description	Size	SAP Code	Pack Qty
 Power Click Grip	Calibrate bolt	3011162	1
 Power Click Grip	14-63mm	4036272	1
<b>Inner Spiral Springs</b>			
 16mm	16mm	4013553	1
 20mm	20mm	4013559	1
 25mm	25mm	4013562	1


Description	Size	SAP Code	Pack Qty
<b>Outer Spiral Springs</b>			
 16mm	16mm	4023071	1
 20mm	20mm	4023073	1
 25mm	25mm	4023075	1
<b>Pressure Stoppers</b>			
 16mm	16mm	4013571	1
 20mm	20mm	4013572	1
 25mm	25mm	4013573	1
<b>Calibration Mandrel</b>			
 16mm, 20mm and 25mm	16mm, 20mm and 25mm	3021196	1
<b>Calibration Mandrel Screwdriver</b>			
 16mm	16mm	4999998	1
 20mm	20mm	4999999	1
 25mm	25mm	4023364	1
 32mm	32mm	4023365	1
<b>Calibration Mandrel – 40-75mm</b>			
 40mm	40mm	4031987	1
 50mm	50mm	4031988	1
 63mm	63mm	4035780	1
 75mm	75mm	4053507	1
<b>Pipe Cutter</b>			
 16mm – 75mm	16mm – 75mm	4053508	1
<b>Pipe Cutter with Hold Function</b>			
 16mm – 25mm	16mm – 25mm	4036273	1
<b>Bending Pliers – 16-25mm</b>			
 16mm, 20mm and 25mm	16mm, 20mm and 25mm	4023077	1




# Wavin Underfloor Heating System



Staples and Rail



System Plates



Low Build

## Why Choose Underfloor Heating?

Underfloor Heating (UFH) using piped warm water is a modern and energy-efficient option with economical running costs for heating residential, commercial and other buildings.

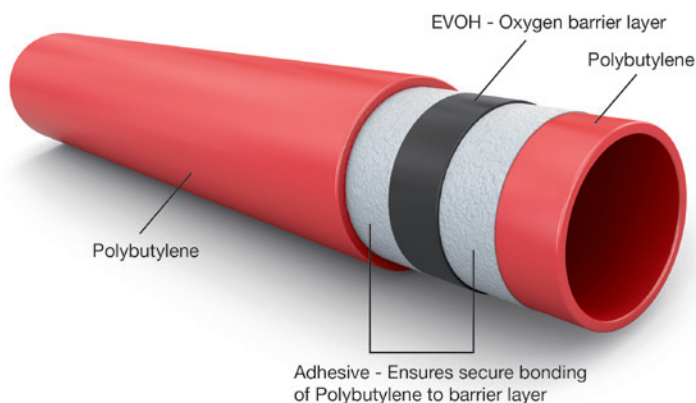
## Underfloor Heating Offers Many Benefits:

- Energy-efficient system requires lower water temperatures with low running costs
- More even room temperatures ensure all-round comfortable warmth
- Silent running: no expansion creaking or water flow noise
- No wall mounted radiators
- Healthy environment – less dust
- Greater Safety – no exposed hot surfaces

## The three essential elements for a Wavin UFH system – screeded floor applications.

Plumbed underfloor heating comprises three key elements that work together to deliver the required heating performance and effect:

## Wavin Underfloor Heating Pipe



**1. Floor Systems:** incorporating UFH pipe to create the pipework circuits within the floor that will emit heat.

The systems available are:

- Staples
- Staples and Rail
- System Plates
- Low Build (ideal for retro-fit market)

**2. Manifold:** to provide flow and return circulation of warm water at the correct temperature and flow rate to ensure an even, comfortable temperature across the whole floor surface.

**3. Controls:** to monitor water and air temperature and signal the heat source. In effect the nerve centre of the installed system. The options available for time and temperature control range from wired and wireless systems to fully networked systems that can be controlled on your mobile device. Control systems available are:



- 24V Wired or 24V Wireless
- 230V Network Control
- 24V Wired, Wireless and Sentio network controlled






# Wavin

## Underfloor Heating

### UFH Polybutylene Pipe

	SAP Code	Description	Nom Dia mm	Pack Qty
	3092831	<b>UFH PB Barrier Pipe Coils</b> 500m x 16mm	16	1
	3092780	200m x 16mm	16	1
	3092800	150m x 16mm	16	1
	3092736	120m x 16mm	16	1
	3092737	100m x 16mm	16	1
	3092779	80m x 16mm	16	1
	3092785	50m x 16mm	16	1
	3092806	100m x 12mm – Use with low-build	12	1
	3092779	80m x 12mm – Use with low-build	12	1
	3092810	50m x 12mm – Use with low-build	12	1
		3017597	<b>UFH Multi layer Alu-Pert Pipe</b> 500m x 16mm	16
3017595		200m x 16mm	16	1

### UFH Floor Products

	SAP Code	Description	Nom Dia mm	Pack Qty
	3092773	<b>Staples System</b> Pipe Staples 60mm	16	300
	3034037	Pipe Staples 40mm	16	600
	3092802	Staple Gun for 40mm & 60mm Staples		1
	3091681	<b>Staples and Rail System</b> Clip Rail L (1m)		200
	4038834	Clip Rail Staple		100
	3092798	<b>System Plates</b> System Plate for 16mm pipe (1275 x 975mm)	16	18
	3092744	Low Build System Plate for 12mm pipe (1050 x 650mm)	12	16
	3092829	System Plate Tack Fastener		25

# Wavin


## Underfloor Heating

	SAP Code	Description	Nom Dia mm	Pack Qty
	3092754	<b>Low Build</b> Low-Build 25 Panel for 16mm Pipe	16	1
	3092763	Low-Build 18 Panel foil-faced for 12mm Pipe	12	1
	3092818	Low-Build 18 Panel glass-fibre mesh for 12mm Pipe	12	1
	3092777	<b>Diffuser Plates</b> Double Diffuser Plate for 16mm Pipe	16	10
	3092783	Triple Diffuser Plate for 16mm Pipe	16	10
	3092825	<b>Ancillaries</b> Edge Expansion Foam 25mx150mm		1
	3033959	Cold Forming Bend for 16mm Pipe	16	1
	3092758	Cold Forming Bend for 12mm Pipe	12	1

# Wavin

## Underfloor Heating

### UFH Manifolds



	SAP Code	Description		SAP Code	Description
	3092823	<b>UFH Manifolds – Composite</b> Composite Manifold Control Pack			<b>UFH Manifolds – Stainless Steel</b> Stainless Steel Manifold – Flow and Return
	3092749	Composite Manifold Starter Pack		3092735	2 Port
	3092733	Composite Manifold 1 Port Flow		3092741	3 Port
	3092751	Composite Manifold 1 Port Return		3092734	4 Port
	3092778	Composite Manifold 3 Port Flow		3092759	5 Port
	3092803	Composite Manifold 3 Port Return		3092762	6 Port
	4060502	Manifold Euroconus Adaptor 16mm x 1.8mm (Pair)		3092727	7 Port
	3092797	Manifold Euroconus Adaptor 12mm (Pair) Note - Compatible with both composite and stainless steel manifolds		3092732	8 Port
	3092788	Composite Manifold 22mm Isolation Valves (Pair)		3092723	9 Port
	3092811	Composite Manifold Flow Watch Thermostat		3092731	10 Port
				3092725	11 Port
				3092721	12 Port
				3092766	Single Port Pack
				3092757	1" Ball Valves Stainless Steel (Pair)
				3092730	Thermometer for Ball Valves
				3092729	Thermometer with Spring
				3092726	Auto Non-Return Vent Valve
				3092719	1" Stainless Steel Female Coupling (Pair)




# Wavin




## Underfloor Heating

### UFH Controls

	SAP Code	Description
	4063796	<b>UFH Sentio Network Controls</b> Sentio CCU-208 8 Zone Control Centre
	4063800	Sentio EU-208 8 Way Extension Unit
	4063801	Sentio EU-208-VFR Extension Unit
	3077000	Sentio RT-210 Wired Thermostat
	3077001	Sentio RT-250 Wireless Thermostat
	3077004	Sentio RT-250IR Wireless IR Thermostat
	4063803	Sentio RT-200 Thermostat Frame
	3077002	Sentio RT-211 Wired Sensor
	3077003	Sentio RT-251 Wireless Sensor
	4063805	Sentio M28/M30 Smart Rad Thermostat
	4054939	Sentio Actuator Adapter VA78/RA
	4064150	Sentio Strap On Pipe Sensor
	4063806	Sentio ET210 Outdoor Sensor Wired
	4063802	Sentio LCD-200 Touch Screen
	4064828	Sentio CCU-200-USB Converter Cable
	3071174	<b>UFH 24V Controls</b> 16 Zone Control Centre (24V)
	3071169	Wired Progamme Thermostat (24V)
	3071171	Wireless Progamme Thermostat (24V)

	SAP Code	Description
	3080970	<b>UFH 230V Network Controls</b> UH8 Control Centre (Wired)
	3092815	UFH 230V Wired NeoStat (White)
	3092747	UH8RF Control Centre (Wireless)
	3092790	Neo Air Wireless Thermostat (White)
	4067607	Wireless Air Temperature Sensor
	3092821	Sensor Probe 24V / 230V
	3092739	Sensor Probe Cover
	3092753	NeoHub (up to 32 zones)

### UFH Actuators

	SAP Code	Description
	3092817	<b>Actuators</b> Actuator (24V – 2 Wire) Compatible with UFH Sentio and 24V controls
	3092804	Actuator (230V – 2 Wire) Compatible with 230V UFH controls
	3092728	Actuator Adaptor


# Wavin Hep<sub>v</sub>O Hygienic Self-Sealing Waste Valve

Hep<sub>v</sub>O is a unique self-sealing waste valve that prevents the escape of foul sewer air from waste discharge systems, and actively maintains the pressure equilibrium in soil and waste installations. As a dry sealing valve, Hep<sub>v</sub>O utilises a purpose designed membrane to create an airtight seal between the living space and the drainage system. The self-sealing valve opens under the water pressure of an appliance emptying, and closes to form a tight seal after the appliance has discharged under normal atmospheric conditions.



## Hep<sub>v</sub>O Hygienic Self-Sealing Waste Valves

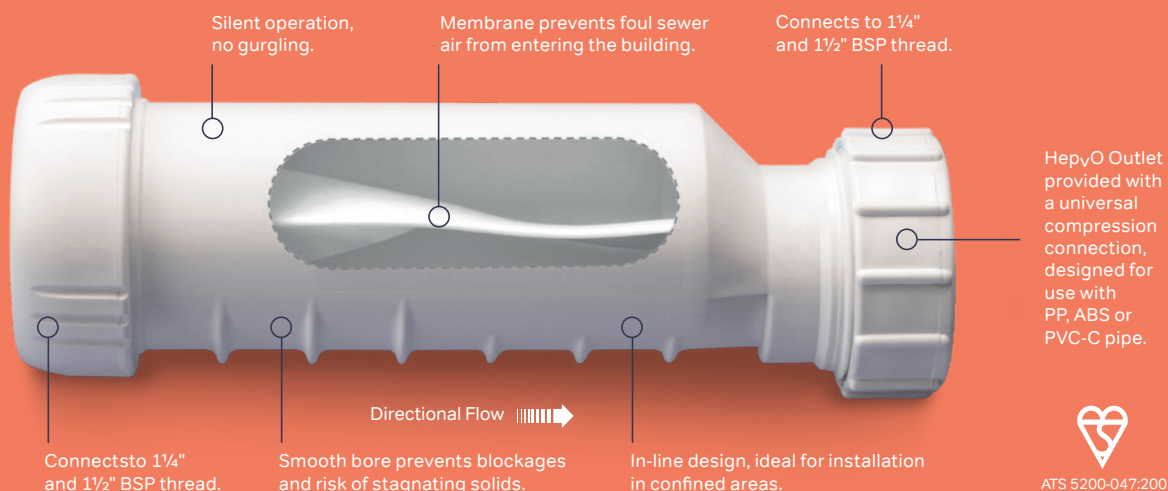
- Hep<sub>v</sub>O is a self-sealing waste valve which prevents foul sewer air from entering a building
- Hep<sub>v</sub>O is suitable for use as an alternative to a traditional water trap. As it doesn't rely on trapped water to create a seal, Hep<sub>v</sub>O cannot lose its seal due to evaporation, movement or siphonage
- With its space saving design, Hep<sub>v</sub>O can be installed horizontally or vertically
- Hep<sub>v</sub>O allows the admittance of air into the waste system and can replace the need for AAV's in branch ventilation
- 32 and 40mm fittings: Hep<sub>v</sub>O valves, knuckle adaptors, running adaptors and tundish kit (32mm only)
- Manufactured in white polypropylene
- For installation information, please refer to the Hep<sub>v</sub>O Product and Installation Manual and videos on wavin.ie



Membrane opens and closes, to prevent foul sewer odour from returning.







Hep<sub>v</sub>O can be installed either vertically or horizontally.






ATS 5200-047:2005

# Wavin Hep<sub>v</sub>O and Flexible Waste

## Hep<sub>v</sub>O Hygienic Self-Sealing Waste Valves

	Product Code	SAP Code	Description	Nom Dia mm (in)	Pack Qty
	BV1	3018899	<b>Hep<sub>v</sub>O</b> Hep <sub>v</sub> O Hygienic Self Sealing Waste Valve	32 (1¼")	1
	CV1	3018901		40 (1½")	1
	BV11	3018907	Hep <sub>v</sub> O Knuckle Adaptor	32 (1¼")	1
	CV11	3018908		40 (1½")	1
	BV3	3018903	Hep <sub>v</sub> O Running Adaptor – for installing Hep <sub>v</sub> O in a pipe run	32 (1¼")	1
	CV3	3018905		40 (1½")	1
	BV1/21	3033817	Hep <sub>v</sub> O Tundish Adaptor Kit	32 (1¼")	1

## Flexible Waste

	Product Code	SAP Code	Description	Nom Dia mm (in)	Pack Qty
	FBP3	3031937	<b>Flexible Waste Pipe</b> Flexible Pipe Smooth Bore – use with Spigot Connectors 3.0m	32 (1¼")	1
	FCP3	3032189	3.0m	40 (1½")	1
	FBP6	3034111	6.0m	32 (1¼")	1
	FCP6	3034133	6.0m	40 (1½")	1
	FSBW6	3032323	<b>S/W Spigot Fitting</b> Spigot Fitting – to solvent weld waste	32 (1¼")	10
	FSCW6	3032324		40 (1½")	10
	FSCW30	3031939	<b>Flexible Waste Connector</b> 40mm Hepflex fabricated length effective length 315mm - Spigot: Spigot - to solvent weld waste	40 (1½")	1



# Wavin Waste Solvent weld gravity drainage systems

Wavin Waste offers a choice of two solvent weld gravity drainage systems comprising of pipes and fittings. They are for the disposal of domestic wastewater as per the requirements of Part H of the Building Regulations 2010 and EN12056-2:2000 Gravity drainage inside buildings.




## ABS White waste system – Solvent Weld

- ABS (Acrylonitrile Butadiene Styrene) – White
- Available in 32mm, 40mm and 50mm diameter
- Internal applications
- For disposal of domestic wastewater up to 93°C short term
- Manufactured to EN1455-1:2000
- Independent Certification – BSI Kitemark no. 504672

## PVC-C Black waste system – Solvent Weld

- PVC-C (Chlorinated Polyvinyl chloride) – Black
- Available in 32mm, 40mm and 50mm diameter
- Internal or External applications (UV Resistant)
- For disposal of domestic wastewater up to 100°C short term
- Fire retardant properties
- Manufactured to EN1566-1:2000
- Independent Certification – BSI Kitemark no. 540262



# Wavin ABS White Waste – Solvent Weld

## Waste Pipe and Fittings

Suitable for use with intermittent discharges of water up to 90°C

	Product Code	SAP Code	Description	Nom Dia mm (in)	Pack Qty
	B0029W	3032437	<b>Pipe (ABS)</b> Pipe L=3 P/E	32 (1¼")	10
	B0030W	3036340	Pipe L=3 P/E	40 (1½")	10
	B0031W	3036544	Pipe L=3 P/E	50 (2)	10
	B0033W	3085786	Pipe L=4 P/E	32 (1¼")	10
	B0032W	3085785	Pipe L=4 P/E	40 (1½")	10
	B0034W	3085784	Pipe L=4 P/E	50 (2)	10
	B0824W	3032438	<b>Brackets (ABS)</b> Pipe Clip	32 (1¼")	30
	B0844W	3034969	Pipe Clip	40 (1½")	30
	B0864W	3035100	Pipe Clip	50 (2)	10
	B0823W	3032439	<b>Couplers – Double Socket (ABS)</b> D/S Coupler	32 (1¼")	20
	B0843W	3032445	D/S Coupler	40 (1½")	30
	B0863W	3032090	D/S Coupler	50 (2)	5
	B0833W	3035170	<b>Bends – Double Socket (ABS)</b> D/S Knuckle Bend 90°	32 (1¼")	10
	B0853W	3032446	D/S Knuckle Bend 90°	40 (1½")	20
	B0679W	3035679	D/S Knuckle Bend 90°	50 (2)	5
	B0820W	3032441	D/S Bend 90°	32 (1¼")	25
	B0840W	3032094	D/S Bend 90°	40 (1½")	10
	B0860W	3032433	D/S Bend 90°	50 (2)	5
	B0821W	3032092	D/S Bend 45°	32 (1¼")	20
	B0841W	3032447	D/S Bend 45°	40 (1½")	20
B0861W	3032434	D/S Bend 45°	50 (2)	5	
	B0822W	3032442	<b>Single Branches – D/S (ABS)</b> Equal Tee 90° 32x32	32 (1¼")	10
	B0842W	3032448	Equal Tee 90° 40x40	40 (1½")	5
	B0862W	3032435	Equal Tee 90° 50x50	50 (2)	5
	B0902W	3035404	Equal Tee 45° 32x32	32 (1¼")	10
	B0903W	3032449	Equal Tee 45° 40x40	40 (1½")	5
	B0904W	3032436	Equal Tee 45° 50x50	50 (2)	5
	B0854W	3035810	<b>Double Branches – D/S (ABS)</b> Equal Cross Tee 90° 40x40x40	40 (1½")	5
	B0874W	3035991	Equal Cross Tee 90° 50x50x50	50 (2")	5
	B0825W	3032093	<b>Access Plug (ABS)</b> Access Plug	32 (1¼")	5
	B0845W	3032450	Access Plug	40 (1½")	15
	B0865W	3032091	Access Plug	50 (2)	5

	Product Code	SAP Code	Description	Nom Dia mm (in)	Pack Qty
	B0835W	3035359	<b>Connectors &amp; Adaptors (PP) or (ABS)</b> PP Straight Tank Connector	32 (1¼")	10
	B0855W	3035480	PP Straight Tank Connector	40 (1½")	5
	3035263	3035263	ABS Female Iron Connector	32 (1¼")	5
	3035254	3035254	ABS Female Iron Connector	40 (1½")	10
	3032440	3032440	ABS Male Iron Connector	32 (1¼")	5
	3035253	3035253	ABS Male Iron Connector	40 (1½")	10
	3035545	3035545	ABS Male Iron Connector	50 (2)	5
	3038392	3038392	<b>Adaptors/Reducers</b> 32mm to 21.5mm	-	5
	B0850	3032444	ABS Level Invert Reducer 40mm to 32mm (1½" x 1¼")	-	1
	3034940	3034940	Adaptor/Reducer with 32mm socket and 40mm plain end	-	5
	B0856	3032432	Adaptor/Reducer with 32mm socket and 50mm plain end	-	5
	B0876	3032431	Adaptor /Reducer with 40mm socket and 50mm plain end	-	5
		3035106	3035106	<b>Expansion Sockets</b> Push-fit/solvent socket 32mm Expansion Socket	32
3035368		3035368	Push-fit/solvent socket 40mm Expansion Socket	40	10
3035538		3035538	Push-fit/solvent socket 50mm Expansion Socket	50	5
	C8380G	4039532	<b>Cleaner &amp; Solvent Cement</b> Cleaner 250ml Can	-	-
	4039533	4039533	Solvent Cement 250ml Can	-	-

# Wavin PVC-C Black Waste – Solvent Weld

## Waste Pipe and Fittings

	Product Code	SAP Code	Description	Nom Dia mm (in)	Pack Qty
	4M073B	3036221	<b>Pipe (PVC-C)</b> P/E Pipe L=3	32 (1¼")	10
	5M073B	3036342	P/E Pipe L=3	40 (1½")	10
	2M073B	3036548	P/E Pipe L=3	50 (2")	5
	4M081B	3034947	<b>Brackets (PVC-C)</b> Pipe Bracket	32 (1¼")	40
	5M081B	3034958	Pipe Bracket	40 (1½")	35
	2M081B	3035085	Pipe Bracket	50 (2")	10
	4M104B	3034991	<b>Couplers – Double Socket (PVC-C)</b> D/S Coupler	32 (1¼")	10
	5M104B	3035123	D/S Coupler	40 (1½")	10
	2M104B	3035584	D/S Coupler	50 (2")	5
	4M160B	3035160	<b>Bends – Double Socket (PVC-C)</b> D/S Knuckle Bend 90°	32 (1¼")	30
	5M160B	4039182	D/S Knuckle Bend 90°	40 (1½")	30
	2M160B	3035874	D/S Knuckle Bend 90°	50 (2")	5
	4M161B	4039169	D/S Bend 90°	32 (1¼")	10
	5M161B	4039174	D/S Bend 90°	40 (1½")	40
	2M161B	4039320	D/S Bend 90°	50 (2")	5
	4M163B	4039153	D/S Bend 45°	32 (1¼")	10
	5M163B	4039163	D/S Bend 45°	40 (1½")	20
	2M163B	4039241	D/S Bend 45°	50 (2")	5
	4M260B	3040517	<b>Bend – Long Tail (PVC-C)</b> S/S Long Tail Spigot Bend 90°	32 (1¼")	5
	5M260B	3040518	S/S Long Tail Spigot Bend 90°	40 (1½")	15
	4M190B	3035335	<b>Single Branches – D/S (PVC-C)</b> Equal Tee 90°	32 (1¼")	5
	5M190B	4039208	Equal Tee 90°	40 (1½")	15
	2M190B	4039386	Equal Tee 90°	50 (2")	5
	4M292B	3034932	<b>Access Plug (PVC-C)</b> Access Plug	32 (1¼")	5
	5M292B	3035047	Access Plug	40 (1½")	5
	2M292B	3035248	Access Plug	50 (2")	5
	5M455B	3034938	<b>Adaptor / Reducer (PVC-C)</b> Reducer 40x32	40x32	10
	2M458B	3035348	Reducer 50x32	50x32	5
	2M456B	3035363	Reducer 50x40	50x40	5
	C8380G	4039532	<b>Cleaner &amp; Solvent Cement</b> Cleaner 250ml Can	–	–
	4039533	4039533	Solvent Cement 250ml Can	–	–



# Wavin Soil & Waste Ancillaries

## WC Connectors – Easy-fit

	Product Code	SAP Code	Description	Nom Dia mm (in)	Pack Qty
	C8640W	3032494	<b>Easy-fit Pan Connectors</b> WC Connector Straight	110 (4)	1
	C8642W	3032495	WC Connector Offset	110 (4)	1
	C8641W	3036192	WC Connector Bend 14°	110 (4)	1
	C8904W	3036569	WC Connector Long Bend 90°	110 (4)	1
	C8404W	3032496	Straight Extension Piece	110 (4)	1
	C8646W	3018909	Flexible Pan Connector – Fits inside 110mm (4)	110 (4)	1

# Wavin Soil & Waste Ancillaries

## Soil Ancillaries

	Product Code	SAP Code	Description	Nom Dia mm (in)	Pack Qty
	3037187	3037187	<b>D/S WC Manifold Branch – Straight</b> Straight	110	1
	3037186	3037186	Left Hand	110	1
	3037191	3037191	8°	110	1
	3037193	3037193	15.5°	110	1
	3037192	3037192	23°	110	1
	3037195	3037195	30.5°	110	1
			38°	110	1
	3037190	3037190	Right Hand	110	1
	3037188	3037188	8°	110	1
	3037189	3037189	15.5°	110	1
	3037194	3037194	23°	110	1
3037196	3037196	30.5°	110	1	
		38°	110	1	
	3037224	3037224	<b>P/E Pipe</b> 600mm length	110	1
	C8303W	4039343	<b>Air Admittance Valves</b> Wavin 40	40 (1½)	1
	C8721W	4039484	Wavin 110	110 (4)	1
	C8705G	4039601	<b>Pipe Flashing</b> Aluminium Pipe Flashing 400x400 – for flat roofs	110 (4)	1
	C8706G	4039602	Aluminium Pipe Flashing 450x450 – for pitched roofs	110 (4)	1

# Wavin Soil PVCu Push-fit System

The Wavin Soil PVCu push-fit range offers an exceptional choice of pipe and fittings including brackets, bends, branches, adaptors and access fittings. It is a gravity drainage system for the disposal of soil and rainwater for all types of buildings, meeting the design performance and layout requirements of EN12056:2000.




- Available in diameters, 82mm\*, 110mm and 160mm\*
- Colour: Black, White and Grey
- Suitable for internal and external applications as per the requirements of TGD Part H Building Regulations 2010
- Unique Keyway for Boss Socket adaptor to ensure correct fall for waste pipe
- 110mm and 160mm pipes are manufactured utilising Wavin's Recycore® Technology
- Manufactured to EN1329-1:2014 / EN1453-1:2000
- Weathering resistance conforming to BS 4514:20001
- Independent Certification – BSI Kitemark

## Captive Seal Technology

Wavin Soil pipe and fittings have seals that always stay where they should; fittings via an innovative co-moulded seal and cap (captive seal), ensuring the seals do not dislodge and remain airtight. Socketed pipes have a co-moulded rubber and polypropylene ring which is retained inside the socket.

## Unique Keyway


OsmaSoil fittings have a unique keyway. When the Boss Socket Adaptor is installed the locating key fits into the corresponding keyway on the fitting ensuring the correct fall is achieved every time.



## Single Socket (S/S)

### S/S Pipe

Pipe will have push fit socket on one end and chamfered on the other end



### S/S Branch

Main line will have one push fit socket and one plain end  
All branches will be socketed



### All other S/S fittings

Will have one end push fit socket and the other plain end

## SW/S Solvent Weld/Single (SW/S)

Fittings with one or more solvent sockets and one plain or special end



## Double Socket (D/S)

### D/S Branches

Main line will have push fit socket on both ends  
All branches will be socketed




### All other D/S fittings

Will be push fit socket on both ends

## Double/Solvent Weld (D/SW)

Fittings with solvent sockets at all ends



## Key to abbreviations

**BK** Black  
**W** White  
**G** Grey

**Important Note:**  
Wavin Soil fittings must be ordered in their pack multiples as illustrated.

# Wavin Soil

## PVCu Push-fit – Black

### Soil Pipe and Fittings

	Product Code	SAP Code	Description	Nom Dia mm (in)	Pack Qty
	C3766BK	3080894	<b>PVC-U Soil Pipe Socketed to EN1453-1</b> L = 3m	110 (4)	114
	C3765BK	3037702	L = 4m	110 (4)	114
	C3770BK	3080895	L = 6m	110 (4)	114
	C8042BK	3035671	<b>PVC-U Brackets</b> PVC-U Pipe Bracket	110 (4)	10
	C8083BK	3035809	PVC-U Socket Bracket	110 (4)	5
	C8028BK	3079701	<b>Couplers</b> D/S Pipe Coupler	110 (4)	5
	C8125BK	3070707	D/S Acoustic Socket	110 (4)	5
	C8459BK	3075288	D/S Repair Coupler	110 (4)	5
	C8465BK	3035814	<b>Adaptors/Reducers</b> S/S Reducer 110x50	110 (4)	5
	C8644BK C8645BK	3054427 3054428	Internal Drain Connector for 32mm/40mm Waste Pipe Internal Drain Connector for 50mm Waste Pipe	110 (4) 110 (4)	5 5
	C8029BK	3075290	<b>S/S Short Radius Bends</b> S/S Bend 90°	110 (4)	5
	C8160BK	3043022	Spigot Bend TR 90° (Tight Radius)	110 (4)	10
	C8031BK	3075291	S/S Bend 45°	110 (4)	5
	C8032BK	3075298	<b>D/S Short Radius Bends</b> D/S Bend 90°	110 (4)	12
	C8034BK	3066559	D/S Bend 45°	110 (4)	9



	Product Code	SAP Code	Description	Nom Dia mm (in)	Pack Qty
	C8190BK	3079706	<b>S/S Single Branches</b> S/S Single Branch 90° 110x110	110 (4)	5
	C8460BK	3036724	S/S Single Branch 90° 110x110 with 5x Boss Upstand	110 (4)	5
	C8200BK	3036727	S/S Single Branch 67.5° 110x110	110 (4)	1
	C8473BK	3036644	S/S Single Branch 45° 110x110	110 (4)	5
	C8230BK	3036985	<b>S/S Double Branch</b> S/S Double Branch 90° 110x110	110 (4)	1
	C8033BK	3066556	<b>D/S Single Branches</b> D/S Single Branch – 90° Plain	110 (4)	9
	C8035BK	3066795	D/S Single Branch – 45° Plain	110 (4)	8
	C8581BK	3060277	<b>Bossed Pipes</b> S/S Bossed Pipe for 32mm	110x32	5
	C8582BK	3060278	S/S Bossed Pipe for 40mm	110x40	5
	C8589BK	3079707	S/S Bossed Pipe with 4 x Boss Socketed	110 (4)	5

# Wavin Soil

## PVCu Push-fit – Black

	Product Code	SAP Code	Description	Nom Dia mm (in)	Pack Qty
	C8462BK	3079704	D/SW Bossed Pipe Push-fit	110x32	5
	C8461BK	3079703	D/SW Bossed Pipe Push-fit	110x40	5
	C8638BK	3036638	D/SW Bossed Pipe Solvent Weld	110x32	5
	C8484BK	3036261	D/SW Bossed Pipe Solvent Weld	110x40	5
	C8588BK	3036263	D/SW Short Boss Pipe	110 (4)	5
	C8398BK	3079749	<b>Bossed Socket Adaptors</b> S/S Boss Adaptor Ring Seal	50x32	10
	C8399BK	3079750	S/S Boss Adaptor Ring Seal	50x40	5
	C8360BK	3079751	S/S Boss Adaptor Ring Seal	50 (2)	5
	C8298BK	3035116	SW/S Boss Adaptor Solvent Weld	50x32	10
	C8299BK	3035179	SW/S Boss Adaptor Solvent Weld	50x40	10
	C8403BK	3035401	SW/S Boss Adaptor Solvent Weld	50 (2)	5
	C8319BK	3079708	<b>Strap Bosses</b> Strap Boss	110	5
	C8322BK	3043017	Clip Boss	110x32	10
	C8321BK	3043020	Clip Boss	110x40	5
	C8001BK	3079702	<b>Access Fittings &amp; Plugs</b> S/S Access 90° Bend with Screwed Access Door	110 (4)	5
	C8036BK	3079705	S/S Single Access Branch – 90° with Screwed Access Door and 2 x Boss	110 (4)	1
	C8274BK	3036803	Bossed Access Pipe With Screwed Access Door and 3 x Boss Upstand	110 (4)	1

	Product Code	SAP Code	Description	Nom Dia mm (in)	Pack Qty
	C8275BK	3035958	S/S Access Saddle	110 (4)	1
	C8708BK	3032103	Plain Ended Socket Plug with Screwed Access	110 (4)	1
	C8709BK	3035889	Plain Ended Socket Plug with 1 x Boss Socket	110 (4)	5
<b>Ancillaries</b>					
	C8483BK	3035787	Weathering Collar	110 (4)	5
	C8302BK	3075821	Balloon Grating	110 (4)	5
	C8018BK	3024840	SW/S Roof Cowl	110 (4)	5
	T5326BK	3036412	Hopper Head Flow capacity 6.47 l/s	110 (4)	5
<b>Lubricants</b>					
	4039507	4039507	Silicone Lubricant Spray 400ml	-	-
	3066737	3066737	Wavin lubricant 800g Tub	-	-

# Wavin Soil

## PVCu Push-fit – White

### Soil Pipe and Fittings

	Product Code	SAP Code	Description	Nom Dia mm (in)	Pack Qty
	C3765W	3037706	<b>PVC-U Soil Pipe Socketed to EN1453-1</b> L = 4m	110 (4)	2
	C8042W	3035681	<b>PVC-U Brackets</b> PVC-U Pipe Bracket	110 (4)	10
	C8028W C8459W	3043016 3043026	<b>Couplers</b> D/S Pipe Coupler D/S Repair Coupler	110 (4) 110 (4)	10 5
	C8644BK C8645BK	3054427 3054428	<b>Adaptors/ Reducers</b> Internal Drain Connector for 32mm/40mm Waste Pipe Internal Drain Connector for 50mm Waste Pipe	110 (4) 110 (4)	5 5
	C8029W C8031W	3036574 3036325	<b>S/S Short Radius Bends</b> S/S Bend 90° S/S Bend 45°	110 (4) 110 (4)	5 5
	C8032W C8034W	3040905 3067154	<b>D/S Short Radius Bends</b> D/S Bend 90° D/S Bend 45°	110 (4) 110 (4)	5 5
	C8190W C8460W	3036784 3036725	<b>S/S Single Branches</b> S/S Single Branch 90° with 3 Boss S/S Single Branch 90° with 5 Boss	110 (4) 110 (4)	5 5
	C8033W	3066558	<b>D/S Single Branch</b> D/S Single Soil Branch 90°	110 (4)	12



	Product Code	SAP Code	Description	Nom Dia mm (in)	Pack Qty
	C8230W	3043047	<b>S/S Double Branch</b> S/S Double Branch with 2 x Boss 90°	110 (4)	1
	C8589W	3036459	<b>Bossed Pipes</b> S/S Bossed Pipe with 4 Boss Sockets	110	5
	C8398W	3035120	<b>Bossed Socket Adaptors</b> S/S Boss Adaptor 50x32 (Ring Seal)	50x32	5
	C8399W	3035190	S/S Boss Adaptor 50x40 (Ring Seal)	50x40	10
	C8360W	3035406	S/S Boss Adaptor 50 (Ring Seal)	50	5
	C8319W	3035589	<b>Strap Bosses</b> Strap Boss	110 (4)	5
	C8322W	3043019	Clip Boss 32	110x32	10
	C8321W	3043021	Clip Boss 110x40	110x40	5
	C8001W	3036536	<b>Access Fittings &amp; Plugs</b> S/S Access 90 ° Bend with screwed access door	110 (4)	5
	C8274W	3036780	Bossed Access Pipe With Screwed Access Door and 3 x Boss	110 (4)	5
	C8588W	3043048	D/SW Short Bossed Pipe	110 (4)	5
	C8462W	3036203	D/SW Bossed Pipe (Ring Seal) – for 1¼" / 32 plastic	110 x 32	5

# Wavin Soil

## PVCu Push-fit – White

	Product Code	SAP Code	Description	Nom Dia mm (in)	Pack Qty
	C8461W	3036205	D/SW Bossed Pipe (Ring Seal) – for 1 1/2" / 40 plastic	110 x 40	5
	C8708W	3036036	Plain Ended Socket Plug with Screwed Access	110 (4)	1
	C8709W	3035887	Plain Ended Socket Plug with 1 x Boss Socket	110 (4)	5
	C8302W	3035536	<b>Ancillaries</b> Balloon Grating	110 (4)	5
	C8310W	3043037	Vent Cowl	110 (4)	1
	4039507	4039507	<b>Lubricants</b> Silicone Lubricant Spray 400ml	–	–
	3066737	3066737	Wavin lubricant 800g Tub	–	–

# Wavin Soil PVCu Push-fit – Grey

## Soil Pipe and Fittings

	SAP Code	Description	Nom Dia mm (in)
	3037148	<b>PVC-U Soil Pipe Socketed to EN1453-1</b> L = 3m	82 (3)
	3037556	L = 3m	110 (4)
	3037704	L = 4m	110 (4)
	3037949	L = 4m	160 (6)
	3037703	<b>P/E PVC-U Pipe to EN1453-1</b> L = 4m	110 (4)
	3032454	<b>PVC-U Brackets</b> PVC-U Pipe Bracket	82 (3)
	3032465	PVC-U Pipe Bracket	110 (4)
	3032486	PVC-U Pipe Bracket	160 (6)
	3035552	PVC-U Socket Bracket	82 (3)
	3031909	PVC-U Socket Bracket	110 (4)
		4039375	<b>Steel Brackets</b> Pipe or Socket Bracket (BZP Coated Steel)
4039444		Pipe or Socket Bracket (BZP Coated Steel)	160 (6)
	4039492	<b>Suspended Bracketing System</b> (Not suitable for damp inaccessible voids) Steel Pipe Bracket - Adjustable	110 (4)
	4039494	Steel Pipe Bracket - Adjustable Adjustable Pipe Bracket Assembly (pack containing threaded rod, threaded bracket, bracket plate and pipe/socket bracket) – BZP coated steel	160 (6)
	4039540	Steel Socket Bracket Adjustable Socket Bracket and Brace Assembly (pack containing threaded rod, threaded bracket, bracket plate, two adjustable braces and pipe/socket bracket) – BZP coated steel	110 (4)
	3032456	<b>Couplers</b> D/S Repair Coupler	82 (3)
	3043015	D/S Pipe Coupler	110 (4)
	3070705	D/S Acoustic Socket	110 (4)
	3031977	D/S Repair Coupler	110 (4)
	3032487	D/S Repair Coupler	160 (6)
	3043035	<b>Adaptors/ Reducers</b> Reducer 110x32mm Waste	110 (4)
	3043036	Reducer 110x40mm Waste	110 (4)
	3032467	S/S Reducer 110x50	110 (4)
	3032466	S/S Reducer 110x82	110 (4)
	3031978	S/S Reducer 160x110	110 (4)
	3054427	Internal Drain Connector for 32mm/40mm Waste Pipe	110 (4)
	3054428	Internal Drain Connector for 50mm Waste Pipe	110 (4)
	3003232	110x40x40 (for use with OsmaLink adaptor to 40mm waste 3035106)	50

# Wavin Soil

## PVCu Push-fit – Grey

	SAP Code	Description	Nom Dia mm (in)
	3032457	<b>S/S Short Radius Bends</b> S/S Bend 90°	82 (3)
	3032469	S/S Bend 90°	110 (4)
	3031979	S/S Bend 90°	160 (6)
	3043023	Spigot Bend TR 90°	110 (4)
	3036144	S/S Bend 67.5°	82 (3)
	3036525	S/S Bend 67.5°	110 (4)
	3032458	S/S Bend 45°	82 (3)
	3032470	S/S Bend 45°	110 (4)
	3032488	S/S Bend 45°	160 (6)
	3036334	S/S Bend 30°	110 (4)
3036318	S/S Bend 15°	110 (4)	
	3036432	<b>S/S Adjustable Bends</b> S/S PP Adjustable Bend 30°	110 (4)
	3032472	S/S Adjustable Bend 0-90°	110 (4)
	3040903	<b>D/S Short Radius Bends</b> D/S Bend 90°	110 (4)
	3066849	D/S Bend 45°	110 (4)
	3036579	S/SW Bend 90° (ring seal socket and solvent weld socket)	110 (4)
	3032459	<b>S/S Single Branches</b> S/S Single Branch 90° with 3 Boss	82 (3)
3032473	S/S Single Branch 90° with 3 Boss	110 (4)	
3032489	S/S Single Branch 90° with 3 Boss	160 (6)	



	SAP Code	Description	Nom Dia mm (in)
	3036719	S/S Single Branch 90° with 5 Boss	110 (4)
	3036728	S/S Single Branch 67.5°	110 (4)
	3032460 3032474 3037397	S/S Single Branch 45° S/S Single Branch 45° S/S Single Branch 45°	82 (3) 110 (4) 160 (6)
<b>D/S Single Branches</b>			
	3066557	D/S Single Branch 90°	110 (4)
	3066850	D/S Single Branch 45°	110 (4)
<b>S/S Unequal Single Branches</b>			
	3032096	S/S Unequal Single Branch 90°	160x110
	3032490	S/S Unequal Single Branch 45°	160x110
<b>S/S Double Branches</b>			
	3024845	S/S Double Branch with 2 x Boss Upstand 90°	110 (4)
	3024844	S/S Double Branch 45°	110 (4)

# Wavin Soil












## PVCu Push-fit – Grey

	SAP Code	Description	Nom Dia mm (in)
	3024843	S/S Corner Branch 90°	110 (4)
	3031911	<b>S/S Unequal Double Branch</b> S/S Unequal Double Branch 160x110	160x110
	3036136	<b>Bossed Pipes</b> S/S Bossed Pipe	82 (3)
	3036613	S/S Bossed Pipe for 32mm	110x32
	3036614	S/S Bossed Pipe for 40mm	110x40
	3031910	S/S Bossed Pipe with 4 Boss Sockets	110 (4)
	3024847	<b>Bossed Socket Adaptors</b> S/S Boss Adaptor 50x32 (Ring Seal)	50x32
	3032452	S/S Boss Adaptor 50x40 (Ring Seal)	50x40
	3032453	S/S Boss Adaptor 50 (Ring Seal)	50
	3035585	S/S Boss Adaptor 50 (Ring Seal)	50

	SAP Code	Description	Nom Dia mm (in)
	3036795	<b>Manifolds</b> 6 Boss Soil Manifold	110 (4)
	3036799	OsmaLink Soil Manifold	110 (4)
	3035106	OsmaLink manifold adaptor to 40mm waste	40
	3020504	OsmaLink manifold adaptor 90° Bend to 40mm	40
	3020505	OsmaLink manifold adaptor 90° Bend to 50mm	50
	3032463	<b>Strap Bosses</b> Strap Boss	82 (3)
	3032478	Strap Boss	110 (4)
	3043018	Clip Boss 32mm	110x32
	3043003	Clip Boss 40mm	110x40
	3032471	<b>Access Fittings &amp; Plugs</b> S/S Access 90 ° Bend with screwed access door	110 (4)
	3032483	S/S Single Access Branch – 90° with Screwed Access Door and 2 x Boss Upstand	110 (4)
	3036230	S/S Bolted Access Pipe	82 (3)

# Wavin Soil

## PVCu Push-fit – Grey

	SAP Code	Description	Nom Dia mm (in)
	3032475	Bossed Access Pipe With Screwed Access Door and 3 x Boss	110 (4)
	3032491	Bossed Access Pipe With Screwed Access Door and 3 x Boss	160 (6)
	3035960	S/S Access Saddle	110 (4)
	3032461	P/E Socket Plug with Screwed Access	82 (3)
	3032095	P/E Socket Plug with Screwed Access	110 (4)
	3032492	P/E Socket Plug with Screwed Access	160 (6)
	3032476	P/E Socket Plug with 1 x Boss Socket	110 (4)
	3032464	<b>Roof Outlets</b> SW/S Domed Roof Outlet – flow capacity 2.97 l/s	82 (3)
	3032480	SW/S Domed Roof Outlet – flow capacity 4.35 l/s	110 (4)
   	3035459	<b>Ancillaries</b> Weathering Collar	82 (3)
	3035895	Weathering Collar	110 (4)
	3032462	Balloon Grating	82 (3)
	3032477	Balloon Grating	110 (4)
	3032493	Balloon Grating	160 (6)
	3024842	SW/S Roof Cowl	110 (4)
3036413	Hopper Head Flow capacity 6.47 l/s	110 (4)	
 	4039507	<b>Lubricants</b> Silicone Lubricant Spray 400ml	-
	4037675	Wavin lubricant 500g Tub	-



# Wavin Compact Soil PVCu – Olive Grey

## PVC-U design flexibility for tighter waste connections

The Compact Soil system enables space saving and flexible installations for efficient removal of waste water. Reduced installed dimensions minimise duct space required, providing the ideal solution for multi-occupancy and flat developments, where space is a premium.



### Features and Benefits

#### Space Saving

- Compact Soil units allow greater design flexibility with tighter connections to 32, 40 and 50mm waste pipework
- The reduced dimensions help minimise the duct space required

#### Ease of Installation

- Branches available with rotating bases: enables connections in difficult-to-reach spaces
- Innovative 'stop' position on fitting to prevent waste being installed with a fall less than 2.5°
- Solvent weld and push-fit connection options



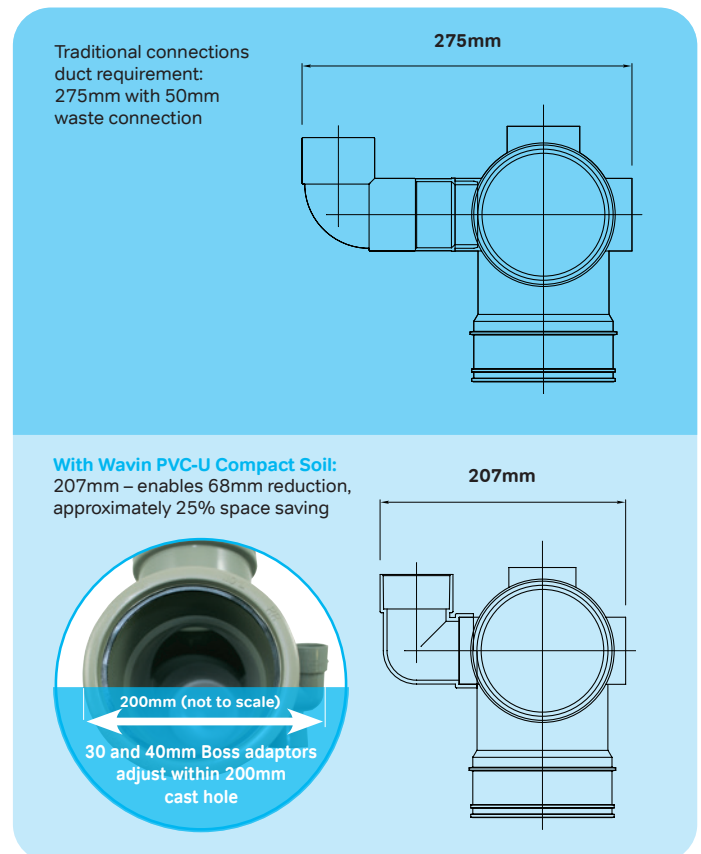
### Sustainability

110mm and 160mm pipes are manufactured utilising Wavin's Recycore® Technology.

### Applications

For vertical soil stacks and horizontal WC pipe in buildings where space is at a premium:

- Apartment buildings
- Hotels
- Warehouses
- Retail developments
- Halls of residence
- Hospitals
- Offices




# Wavin Compact Soil PVCu Solvent Weld – Olive Grey

## Pipes

	SAP Code	Description	Nom Dia mm
 	3037551	<b>Plain Ended Pipe</b> 3m Δ	110
	3037700	4m Δ	110
	3037947	4m Δ	160

## Fittings

	SAP Code	Description	Nom Dia mm
	3035925 3036058	<b>PVC-U Bracket</b>	110 160
	3035811	<b>PVC-U Socket Bracket</b>	110
	4039375 4039444	<b>Steel Brackets</b> Pipe or Socket Bracket (BZP Coated Steel) Pipe or Socket Bracket (BZP Coated Steel)	110 (4) 160 (6)
	4039492 4039494	<b>Suspended Bracketing System</b> (Not suitable for damp inaccessible voids) Steel Pipe Bracket - Adjustable Steel Pipe Bracket - Adjustable  Adjustable Pipe Bracket Assembly (pack containing threaded rod, threaded bracket, bracket plate and pipe/socket bracket) – BZP coated steel	110 (4) 160 (6)
	4039540	<b>Steel Socket Bracket</b>  Adjustable Socket Bracket and Brace Assembly (pack containing threaded rod, threaded bracket, bracket plate, two adjustable braces and pipe/socket bracket) – BZP coated steel	110 (4)
	3032102 3036416	<b>Couplers</b> D/SW Pipe Coupler D/SW Pipe Coupler	110 160
	3036151 3075421	S/SW Pipe Coupler S/SW Pipe Coupler	110 160
	3035886 3031980 3054427 3054428	<b>Adaptors/Reducers</b> S/SW Reducer 110x50mm S/SW Reducer 160x110mm  Internal Drain Connector for 32mm/40mm Waste Pipe Internal Drain Connector for 50mm Waste Pipe	110 160 110 (4) 110 (4)

	SAP Code	Description	Nom Dia mm
	4039352	Expansion Cap	110
	3036317	<b>SW/S Bends</b> SW/S Bend 11.25°	110
	3036526	<b>SW/S Long Tail Bend</b> SW/S Long Tail Bend 87.5°	110
	3036323	<b>Offset Bends</b> SW/S Offset Bend Bottom 67.5°	110
	3075408	SW/S Offset Bend Top 67.5°	110
	3036892	D/SW Offset Bend Top 67.5°	110
	3032481 3037226 3032482 3036817	<b>Double/Solvent Weld Bends</b> D/SW Bend 90° D/SW Bend 90° D/SW Bend 45° D/SW Bend 45°	110 160 110 160
	3075383	<b>Single Branches – Single Solvent Weld Socket</b> SW/S Single Branch 90° – 3 Boss	110
	3075368	SW/S Single Branch 90° – 5 Boss	110
	3036643	<b>Single Branches – Double Solvent Weld Socket</b> D/SW Single Branch 45°	110
	3075390	D/SW Single Branch 90° – 3 Boss	110

# Wavin Compact Soil PVCu Solvent Weld – Olive Grey

	SAP Code	Description	Nom Dia mm
	3037198 3037221	<b>D/SW Single Branch 90°</b> D/SW Single Branch 90° D/SW Unequal Single Branch 90°	160 160/110
	3075379	<b>Single Branches – Double Solvent Weld Socket</b> D/SW Single Branch 90° – 5 Boss	110
	3075391	<b>S/SW Single Branch 90° – 3 Boss</b> S/SW Single Branch 90° – 3 Boss	110
	3075387	<b>Double Branch – Single SW Socket</b> SW/S Double Branch 90° – 2 Boss	110
	3075381	<b>SW/S Double 4-Boss Branch</b> SW/S Double Branch 90° – 4 Boss	110
	3075410	<b>SW/S Corner Branch</b> SW/S Corner Branch – 90°	110
	3075388	<b>Double Branches – Double SW Socket</b> D/SW Double Branch 90° – 2 Boss	110
	3075382	<b>D/SW Double 4-Boss Branch</b> D/SW Double Branch 90° 4-Boss	110
	3075414	<b>Bossed Pipes</b> D/SW Short Bossed Pipe – 3 Boss	110
	3075413	D/SW Bossed Pipe - 4 Boss	110




	SAP Code	Description	Nom Dia mm
	3036202	D/SW Bossed Pipe (Solvent Weld) for 1 1/4" / 32mm	110
	3036262	D/SW Bossed Pipe (Solvent Weld) for 1 1/2" / 40mm	110
	3075412	SW/S Bossed Pipe - 4 Boss	110
	3075415	S/SW Bossed Pipe - 4 Boss Ring Seal & SW Socket	110
	3075367	<b>Boss Adaptors</b> SW/S Boss Adaptor 90° for 40mm	40
	3075611	SW/S Boss Adaptor 90° for 50mm	50
	3075364	SW/S Boss Adaptor Straight for 32mm	32
	3075365	SW/S Boss Adaptor Straight for 40mm	40
	3075366	SW/S Boss Adaptor Straight for 50mm	50
	3075417	<b>6 Boss Manifold</b>	110
	3075407	<b>Strap Boss</b>	110
	3075384	<b>Access Fittings &amp; Plugs</b> D/SW Branch 90° – 2 Boss with screwed access	110
	3036974	D/SW Bend 90° with screwed access	110
	3075409	D/SW Bossed Access Pipe with screwed access and 3 boss sockets	110
	3075411	SW/S Bossed Access Pipe with screwed access and 3 boss sockets	110
	3075422	SW/S Bossed Access Pipe with screwed access and 3 boss sockets	160

# Wavin Compact Soil PVCu Solvent Weld – Olive Grey

	SAP Code	Description	Nom Dia mm
	3036034	P/E Access Plug	110
	3036030	SW/S Access Plug	110
	3032492	SW/S Access Plug (light grey)	160
	3035884	P/E Socket Plug with one boss socket	110
	3035535	<b>Ancillaries</b> Balloon Grating	110
	3035788	Weathering Collar	110
	3031913	SW/S Vent Cowl	110
	4039532	<b>Cleaner &amp; Solvent Cement</b> Cleaner 250ml Can	-
	4039533	Solvent Cement 250ml Can	-

# Wavin Compact Soil PVCu Push-fit – Olive Grey

## Pipes

	SAP Code	Description	Nom Dia mm
	3075400	<b>Socketed Pipe</b> 4m Δ	110
	3075418	3m Δ	160

## Fittings

	SAP Code	Description	Nom Dia mm
	3035925 3036058	<b>PVC-U Pipe Bracket</b>	110 160
	3035811	<b>PVC-U Socket Bracket</b>	110
	4039375 4039444	<b>Steel Brackets</b> Pipe or Socket Bracket (BZP Coated Steel) Pipe or Socket Bracket (BZP Coated Steel)	110 (4) 160 (6)
	3075403 3075420	<b>Couplers</b> D/S Coupler D/S Coupler	110 160
	3080460	<b>Acoustic Coupler</b> PVC-U Acoustic Coupler	110
	3075402 3075401 3075419 3054427 3054428	<b>Adaptors/Reducers</b> S/S Reducer 110x50mm S/S Reducer 110x82mm S/S Reducer 160x110mm Internal Drain Connector for 32mm/40mm Waste Pipe Internal Drain Connector for 50mm Waste Pipe	110 110 160 110 (4) 110 (4)
	3075405	<b>Single Socket Bends</b> S/S Bend 90°	110
	3075406	<b>Single Socket Adjustable Bend</b> S/S Adjustable Bend – 30°	110
	3075385	<b>Branches</b> S/S Variable Branch 90° – 6 Boss	110

# Wavin Compact Soil PVCu Push-fit – Olive Grey

	SAP Code	Description	Nom Dia mm
	3075386	S/S Single Branch 90° – 3 Boss	110
	3075380	S/S Single Branch 90° - 5 Boss	110
	3075391	S/SW Single Branch 90° – 3 Boss Ring Seal & SW Socket	110
	3075392	S/S Unequal Junction – 45°	160/110
	3075393	D/S Unequal Single Branch – 90° - 5 Boss	160/110
	3075389	S/S Double Branch 90° – 2 Boss	110
	3075415	<b>Bossed Pipe</b> S/SW Bossed Pipe - 4 Boss Ring Seal & SW Socket	110
	3075396 3075397	<b>Push-fit Boss Adaptors – 90°</b>	32 40
	3075394 3075395	<b>Push-fit Boss Adaptors – Straight</b>	32 40



	SAP Code	Description	Nom Dia mm
	3075416	<b>Manifold</b> OsmaLink Soil Manifold	110
	3035106	OsmaLink manifold adaptor to 40mm waste	40
	3020504	OsmaLink manifold adaptor 90° Bend to 40mm	40
	3020505	OsmaLink manifold adaptor 90° Bend to 50mm	50
	3075407	<b>Strap Boss</b>	110
	3036034	<b>Access Fittings &amp; Plugs</b> P/E Access Plug	110
	3036030	SW/S Access Plug	110
	3035884	P/E Socket Plug with one boss socket	110
	3035535	<b>Ancillaries</b> Balloon Grating	110
	3035788	Weathering Collar	110
	3031913	SW/S Vent Cowl	110
	4039507	Silicone Lubricant Spray 400ml	-
	4037675	Wavin lubricant 500g Tub	-

# Wavin AS+ Low Noise Soil System


Wavin AS+ is the successor to Wavin AS – providing 'best in class' sound insulation and new product features to make installation even easier and future proof.

Wherever low noise in discharge pipework (soil and rainwater applications) is a design requirement, the Wavin AS+ Push-fit Acoustic System is an efficient, practical and cost-reducing solution.



Wavin AS+ provides the option of a Low Noise or No Noise System as per Fraunhofer Institute of Building Physics test report 2019. Its mineral-reinforced molecular material and unique bracketing system can absorb airborne, structural and impact sound.

Installation is fast and easy which saves time and cost, especially compared with traditional sound insulating techniques such as cast iron. Mineral wrapping may not be required unless stipulated as in Robust details - ref Part E Building Regulations 2014.



With no noise bracket arrangement  $<10\text{ dB(A)}$  according to 63/2019\*

With low noise bracket arrangement  $14\text{ dB(A)}$  according to 64/2019\*

## Special Advantages

- Unique bracketing system – single bracket that can be used in multiple configurations, horizontal or vertically and options for low or no noise solutions
- Unique patented lubricated blue seal providing low insertion force, great pipe deflection, very good pressure and vacuumed performance
- Sculptured spigot significantly reduces push-in force
- Lightweight compared with cast iron, yet extremely robust and resistant to corrosion
- Push-fit technology saves installation time and cost compared to cast iron
- Soundcheck tool gives you the support you need to accurately predict the noise levels of any soil and waste installation

## Features and Benefits – In Service

- Resistant to hot water: operational temperature capability of up to  $95^{\circ}\text{C}$  short-term ( $90^{\circ}\text{C}$  long-term)
- Extremely robust: corrosion-resistant
- Waste water drainage capability between pH2 and pH12
- Smooth inner surface: resistant to build-up of internal deposits

## Applications

- Soil stacks in multiple-storey buildings requiring noise insulation such as
  - Office buildings, Residential homes, High-rise apartments
  - Hotels
  - Hospitals
  - Shopping malls
  - Schools and universities
- Suspended pipework
- Internal rainwater systems

For full details download Wavin AS+ literature from [wavin.ie](http://wavin.ie)

\* DIN4109 behind the wall with 2,0 l/s  
Fraunhofer Testreport 63/2019 an 64/2019

# Wavin AS+

## Low Noise Soil System

### Pipe

	SAP Code	Description	Nom Dia mm
	3080063	<b>Pipe with socket</b> L = 3.0m	50
	3080030	L = 0.15m	100
	3080034	L = 2.0m	100
	3080035	L = 2.7m	100
	3080036	L = 3.0m	100
	3080044	L = 0.15m	150
	3080050	L = 3.0m	150
	3080056	L = 3.0m	200

### Fittings

	SAP Code	Description	Nom Dia mm
	3080016	<b>Double Socket Coupler</b>	50
	3080012		100
	3080014		150
	3080015		200
	3080092	<b>Repair Coupler</b>	50
	3080088		100
	3080090		150
	3080091		200
	3080023	<b>Long Socket</b>	50
	3080019		100
	3080021		150
	3080078	<b>Reducer</b> 100x50	100/50
	3080082		150x100
	3080084		200x150
	3079965	<b>Bend – 15°</b>	50
	3079950		100
	3079959		150
	3079966	<b>Bend – 30°</b>	50
	3079951		100
	3079960		150
	3079967	<b>Bend – 45°</b>	50
	3079952		100
	3079961		150
	3079963		200

# Wavin AS+

## Low Noise Soil System

	SAP Code	Description	Nom Dia mm
	3079968 3079953	<b>Bend – 67°</b>	50 100
	3079969 3079954 3079962 3079964	<b>Bend – 87°</b>	50 100 150 200
	3080026	<b>Long Bend – 45°</b>	100
	3079996 3079981 3079994 3079995	<b>Single Branch – 45° equal</b> 50/50 100/100 150/150 200/200	50 100 150 200
	3079997 3079980	<b>Single Branch – 87° equal</b> 50/50 100/100	50 100
	3079982 3079991	<b>Single Branch – 45° unequal</b> 100/50 150/100	100/50 150/100
	3079983 3079992	<b>Single Branch – 87° unequal</b> 100/50 150/100	100/50 150/100
	3035368	<b>Socket Adaptor from 50mm AS+ to 40mm ABS</b> 50x40 for use with the 3079983	50/40
	3080010	<b>Double Branch – 87°</b> 100/100/100	100
	3080008	<b>Corner Branch – 87°</b> 100/100/100	100



	SAP Code	Description	Nom Dia mm
	3080095	<b>Shower Double Branch – 87°</b> 100/100/50	100/100/ 50
	3080096	<b>Shower Double Branch – 87° left</b> 100/100/50	100/100/ 50
	3080097	<b>Shower Double Branch – 87° right</b> 100/100/50	100/100/ 50
	3065902	<b>S/S Soil Manifold*</b> 110 * PVC-U	110
	3035106	<b>All-Fit Reducer – 40:32mm</b> 40x32 for use with 3065902	40/32
	3020504	<b>All-Fit Reducer – 50:40mm</b> 50x40 for use with 3065902	50/40
	3020505	<b>All-Fit 90° Spigot Bend – 50mm</b> 50 for use with 3065902	50
	3079917 3079913 3079915	<b>Access Piece</b>	50 100 150
	3080106 3080103 3080105	<b>End Cap</b>	50 100 150

# Wavin AS+

## Low Noise Soil System

### Accessories

	SAP Code	Description	Nom Dia mm
	4066449 4066452 4066454 4066455	Wavin AS+ Low Noise Bracket	50 100 150 200
	4038141	M10 x 80mm Bolt – Solid Wall Fixing	80
	4065138 4065141 4065143	Wavin LKS-clamp	50 100 150
	4065145 4065188 4065190	EDPM Gasket	50 100 150
	4065192 4025566 4025568	NBR Gasket	50 100 150
	4026102 4026106 4026109 4026111	Firecollar BM-R90	50 100 150 200
	3036036  3035887	Access Fittings & Plugs – PVCu Plain Ended Socket Plug with Screwed Access  Plain Ended Socket Plug with 1 x Boss Socket	110  110

# Wavin HDPE Soil, waste and vent system

Wavin HDPE is a universal system approved for pipe installation in buildings to DIN 19535 and DIN EN 1519. The product range includes pipes and fittings with dimensions between 40mm and 315mm. Wavin HDPE is a complete soil, waste and vent system of pipes and fittings, manufactured from high-density polyethylene (PE HD). This tough and durable HDPE system offers an extraordinary chemical resistance in combination with a high flexibility level and great impact resistance.



Wavin HDPE pipes and fittings are jointed by welding, making the joints resistant to tension. There are two methods of welding: butt welding and electro-fusion welding. Most Wavin HDPE products can also be used as part of negative pressure installations like the siphonic roof drainage system Wavin QuickStream.



The seals are produced from an elastomer which guarantees sealing and durability even in extreme conditions.

## Feature and Benefits

### • High-temperature resistance

Wavin HDPE is resistant to temperatures of up to 90°C continuous temperature and 100°C short term

### • Flexibility

Wavin HDPE is well suited to assemblies subjected to vibration. It is therefore ideal for use in seismic zones and across expansion joints

### • UV resistance

With the addition of a percentage of carbon black, HDPE is UV-stabilised and can therefore be installed outdoors without degradation problems

### • Ease of welding

An advantage of Wavin HDPE is that it can be welded (both by butt welding and with electrofusion joints), thereby providing a perfectly sealed system

### • Low weight

Wavin HDPE's lightness makes transportation and handling easy

### • Use of adhesives

Because of its high resistance to chemical agents, Wavin HDPE cannot be jointed with adhesives

### • Low-temperature resistance

The elasticity of Wavin HDPE allows pipes to withstand freezing of internal water

### • Impact resistance

Wavin HDPE's elasticity gives pipes a high impact strength at temperatures as low as -40°C. This ruggedness makes handling of pipes easy during installation

### • Smooth Bore

The smooth surface of Wavin HDPE allows for both an optimum flow of any type of waste material and self-cleaning of pipes



### • Fire Hazards

Wavin HDPE does not issue any toxic gases during combustion

### • Wavin HDPE connection seals

Quick-fit coupling and expansion joint seals remain resistant to waste water from household appliances, laboratories and hospitals


# Wavin HDPE – Soil, Waste and Vent

Description	Nom Dia mm	SAP Code	Description	Nom Dia mm	SAP Code	
 <b>Pipe – HDPE</b> PE Pipe - 3m length PE Pipe - 5m length	110	3075609	Eccentric Reducer – Short (continued)	110/75	3003833	
	40	3003465		110/90	3003834	
	50	3003466		125/75	3003836 <sup>▲</sup>	
	63	3003467		125/90	3003837	
	75	3003468		125/110	3003838	
	56	3003477		160/110	3003839	
	90	3003458		160/125	3003840	
	110	3003459		Eccentric Reducer – Long	200/110	3018811
	125	3003460			200/125	3018812
	160	3003461	200/160		3018813	
	200	3003462	250/200		3070632*	
	250	3003463	315/200		3014918*	
	315	3003464	315/250		3003856*	
	 <b>Reducers</b> Concentric Reducer	50/40	3084576	<b>Elbows</b> Elbow 15°	110	3017993
		56/50	3003820		160	3043453 <sup>▲</sup>
63/40		3003796 <sup>▲</sup>	200		3043454 <sup>▲</sup>	
63/50		3003797 <sup>▲</sup>	250		3043455 <sup>▲</sup>	
63/56		3003798	315		3043457 <sup>▲</sup>	
75/50		3003800 <sup>▲</sup>	Elbow 30°	110	3003576	
75/63		3003801 <sup>▲</sup>		160	3003584	
90/50		3003803 <sup>▲</sup>		Elbow 45°	40	3084563
90/63		3003804 <sup>▲</sup>			56	3003597
90/75		3003805 <sup>▲</sup>			63	3003569
110/50		3003807 <sup>▲</sup>			75	3003572
110/56		3003858	90		3003574	
110/63		3003808	110		3003577	
110/75		3003809	125		3003582	
110/90		3003810	160	3003585		
125/63		3003812 <sup>▲</sup>	200	3018820		
125/110		3003815	250	3018821*		
160/110		3003816	315	3018822* <sup>▲</sup>		
160/125		3003817 <sup>▲</sup>	Elbow 45° Long Tail	110	3075824 <sup>▲</sup>	
200/160		3018808*		Elbow 88.5°	40	3084564†
250/200		3018809*			50	3084566†
315/250		3018810*			56	3003598
50/40		3003821			63	3003570†
56/50		3003841			75	3003573†
63/40		3003822 <sup>▲</sup>			90	3003575
63/50		3003823			110	3003579†
63/56		3003842			125	3003583†
75/40		3003824			160	3003587†
75/50		3003825				
75/56		3003843				
75/63		3003826				
90/50		3003827 <sup>▲</sup>				
90/63		3003828				
90/75	3003829					
110/40	3003830					
110/50	3003831					
110/56	3003835					
110/63	3003832					

Note: \* = Segment Welded. ▲ = Made to order. † = Swept type.









Description	Nom Dia mm	SAP Code		
	160	3003943*		
	200	3018818*		
	250	3017978*		
	315	3018819*▲		
	40	3084577		
	50	3084567		
	56	3003944		
	63	3003601▲		
	75	3003622		
	90	3003602		
	110	3003603		
	125	3003605▲		
	110	3003791▲		
	160	4042219▲		
<b>Branches</b> 	Swept Branch 88.5°	110	3003792	
		Double Branch 45°	90/50	3018005▲
			110/50	3003730▲
			110/110	3003728
		Branch 45°	40/40	3084570
			50/40	3084574
			50/50	3084572
			56/50	3003725
			56/56	3003724
			63/40	3003635▲
			63/50	3003637
			63/56	3003639
		63/63	3003633	
		75/40	3003643	
		75/50	3003645	
		75/56	3003649	
		75/63	3003647	
		75/75	3003641	
		90/40	3003654	
		90/50	3003656	
		90/63	3003658▲	
		90/75	3003660▲	
	90/90	3003651▲		
	110/40	3003664▲		
	110/50	3003666		
	110/56	3003674		
	110/63	3003668		
	110/75	3003670		







Description	Nom Dia mm	SAP Code
	110/90	3003672▲
	110/110	3003662
	125/50	3003678
	125/63	3003679▲
	125/110	3003685
	125/125	3003676▲
	160/110	3003688
	160/125	3003690▲
	160/160	4009725
	200/110	3070633*
	200/160	3070634*
	200/200	3070630*
	250/110	3003705*
	250/125	3003707▲
	250/160	3003709*
	250/200	3003710*
	250/250	3018826*
	315/110	3003723*
	315/125	3018827▲
	315/160	3018828*
	315/200	3003718*
	315/250	3003719*
	315/315	3018829*
	40/40	3084571
	50/40	3084575
	50/50	3084573
	56/50	3003726
	56/56	3003727
63/50	3003638	
63/63	3003634▲	
75/50	3003646▲	
75/56	3003650	
75/63	3003648▲	
75/75	3003642	
90/40	3003655	
90/50	3003657	
90/63	3003659▲	
90/75	3003661▲	
90/90	3003652	
110/40	3003665	
110/50	3003667	
110/56	3003675	
110/63	3003669▲	
110/75	3003671	
110/90	3003673▲	
110/110	3003663	
125/63	3003680▲	
125/110	3003686▲	
125/125	3003677	
160/110	3003689	
160/125	3003691▲	
160/160	3003687	
200/110	3003698*	
200/125	3018832▲	

Note: \* = Segment Welded. ▲ = Made to order. † = Swept type.

# Wavin HDPE – Soil, Waste and Vent

Description	Nom Dia mm	SAP Code	Description	Nom Dia mm	SAP Code
	200/160	3003702*		125	4012341▲
	200/200	3018831*		160	4012343
	250/110	3018002*		200	4012345
	250/125	3018832▲		250	4023375
	250/160	3018003*		315	4023376
	250/200	3018833*			
	250/250	3003704*			
	315/110	3018834*▲	 Galvanised HDPE Bracket	50 x 1/2"	4012118
	315/125	3003716▲		56 x 1/2"	4063094▲
	315/160	3018835*▲		63 x 1/2"	4012122
	315/200	3018836*▲		75 x 1/2"	4012126
	315/250	3018837*▲		90 x 1/2"	4012132
	315/315	3003713*▲		110 x 1/2"	4012138
				125 x 1/2"	4012142
				160 x 1/2"	4012147
				200 x 1"	4012151
				250 x 1"	4012155
			315 x 1"	4012159	
 <b>Boss Pipe</b> Boss Pipe – Four Way Extended Spigot	110/56	3075823	 Mounting Plate	M10 G 1/2"	4063092▲ 4012326
 <b>Universal Connector</b> 40mm 50mm	40 50	5W102G 5W102G	 <b>Fire Collar</b> Fire Collar EFM	40 50 63 75/78 90 110 125 160 200 250	4063766 4063767 4063768 4063769 4063770▲ 4026438 4026439▲ 4063772 4026441▲ 4026442▲
 <b>Expansion Socket – with Solvent Socket Tail</b> 50mm	50	2Z124W			
 <b>Long-Tail Bend – 87.5°</b> 50mm	50	2Z359G			
 <b>Rubber Boss Adaptor</b> Boss adaptor to 32mm Boss adaptor to 40mm	56/32 56/40	4063088▲ 4063089▲	 <b>Spherical Branches</b> Spherical Branch, 2 Stubs Type A – 180° Type B – 90°	110/110 110/110	3003755 3003756
 <b>Brackets</b> Galvanised HDPE Bracket M10 Connection	40 50 56 63 75 90 110 125 160	4012113 4012117 4063090▲ 4012121▲ 4012125 4012131 4012137 4012141 4012146	 Spherical Branch, 3 Stubs Type E – 90°	110/110	3003776
 Bracket Insert	40 50 56 63 75 90 110	4012329 4012331 4063093▲ 4012333▲ 4012335 4012337 4012339	 Spherical Branch, 4 Stubs Type F – 90°	110/110	3003777

Note: \* = Segment Welded. ▲ = Made to order. † = Swept type.

Description	Nom Dia mm	SAP Code	
 <p><b>Access Tees</b> Access Tee 45°</p>	110/110	3003739	
	125	3003741 <sup>▲</sup>	
	160/110	3003743	
 <p>Access Tee 88.5°</p>	50	3003732 <sup>▲</sup>	
	63	3003734 <sup>▲</sup>	
	75/75	3003736	
	90	3003738 <sup>▲</sup>	
	110/110	3003740	
	125	3018815 <sup>▲</sup>	
	160/110	3070631 <sup>*</sup>	
	200/110	3017974 <sup>*</sup>	
	250/110	3017975 <sup>*</sup>	
	315/110	3017976 <sup>*</sup>	
 <p><b>Toilet Connectors</b> Wall Mounted Toilet Connector</p>	90/90	3003550 <sup>▲</sup>	
	110/110	3003554 <sup>▲</sup>	
	 <p>Wall Mounted Toilet Connector Elbow 90° for hanging toilets</p>	90/90	3003619 <sup>▲</sup>
		110/90	3018007 <sup>▲</sup>
	110/110	3003620 <sup>▲</sup>	
 <p>Wall Mounted Double Toilet Connector Elbow 90°</p>	110/110	3003621 <sup>▲</sup>	
 <p><b>Electro-fusion Coupler</b> – Universal Type (WAVIDUO)</p>	40	3003478	
	50	3003479	
	56	3003489	
	63	3003480	
	75	3003481	
	90	3003482	
	110	3003483	
	125	3003484	
	160	3003485	
	200	4061068	
	250	4064881	
	315	4064882	

Description	Nom Dia mm	SAP Code
 <p><b>Sockets, Caps and Flange Adaptors</b> Push-fit Socket with Gasket and Cap</p>	40/40	3084561
	50/50	3084562
	56/56	3003493
	63/63	3003494 <sup>▲</sup>
	75/75	3003495
	90/90	3003496 <sup>▲</sup>
	110/110	3003497
	125/125	3003498 <sup>▲</sup>
	160/160	3003499
	 <p>Expansion Socket with Gasket and Cap</p>	40/40
50/50		3003506
56/56		3018008
63/63		3003507
75/75		3003508
90/90		3003509
110/110		3003510
125/125		3003511 <sup>▲</sup>
160/160		3003512
200/200		3003513 <sup>*</sup>
250/250		3070629
315/315	3003515	
 <p>Complete Screw Connection</p>	40	3003905 <sup>▲</sup>
	50	3003935 <sup>▲</sup>
	63	3003936 <sup>▲</sup>
	75	3003937 <sup>▲</sup>
	110	3003938 <sup>▲</sup>
 <p>Complete Closing Cap</p>	40	3003869
	50	3003870
	63	3003871 <sup>▲</sup>
	75	3082542
	90	3003872 <sup>▲</sup>
	110	3003873
 <p>Weld Cap</p>	40	3003860
	50	3003861
	63	3003862 <sup>▲</sup>
	75	3003863
	90	3003865 <sup>▲</sup>
	110	3003866
	125	3003867 <sup>▲</sup>
160	3003868	
 <p>Protection Cap for pipes and fitting</p>	40	3018704 <sup>▲</sup>
	50	3018705 <sup>▲</sup>
	63	3018706 <sup>▲</sup>
	75	3018707 <sup>▲</sup>
	90	3018708
	110	3018709
	125	3018710 <sup>▲</sup>
	160	3018711 <sup>▲</sup>

Note: \* = Segment Welded. ▲ = Made to order. † = Swept type.

# Wavin HDPE – Soil, Waste and Vent

Description	Nom Dia mm	SAP Code	Description	Nom Dia mm	SAP Code
 Flange Adaptor	110	3072765	 Heat Reflector Butt-Welding Tool VR 160, 40-160mm	40-160	4011398
	160	3043503			
	200	3043504	 Heat Reflector Butt-Welding Tool Media 250, 75-250mm	75-250	4011401 <sup>▲</sup>
	250	3043505			
	315	3043506			
 Galvanised Steel Flange 1"	1"	4009793	 Welding Mirror Complete with metal case Class X1, TP200	160	4011403
 Brass Nut Connection	40 x 3/4"	3003908 <sup>▲</sup>	 Heat Reflector Butt-Welding Tool Maxi 315, 90-315mm	90-315	4011402 <sup>▲</sup>
	40 x 1"	3003910 <sup>▲</sup>			
	40 x 1 1/4"	3003912 <sup>▲</sup>	 PE Pipe Cutter	40-63 50-125 110-160 200-315	4026014 <sup>▲</sup> 4011390 4011393 4011396
	40 x 1 1/2"	3003913 <sup>▲</sup>			
	50 x 3/4"	3003917 <sup>▲</sup>			
	50 x 1 1/4"	3003921 <sup>▲</sup>			
	50 x 1 1/2"	3003924 <sup>▲</sup>			
50 x 2"	3003927 <sup>▲</sup>				
63 x 2"	4009761 <sup>▲</sup>				
 Internal Thread Joint	50	3003925 <sup>▲</sup>	 HDPE Rotary Peelers for pipe 50mm for pipe 63mm for pipe 75mm for pipe 90mm for pipe 110mm for pipe 125mm for pipe 160mm Replacement blade		4042914 4024493 4024569 4024432 4024189 4024393 4024190 4066330
 Shrink-on Socket with Seal	50	3003516 <sup>▲</sup>			
	63	3018026 <sup>▲</sup>			
	75	3018027 <sup>▲</sup>			
	90	3018028 <sup>▲</sup>			
	110	3003528 <sup>▲</sup>			
	125	3018029 <sup>▲</sup>			
	160	3018030 <sup>▲</sup>			
	200	3018025 <sup>▲</sup>			
<b>Accessories</b>  Electrofusion Welding Tool DUO 315 230v	–	4036330			
 Electrofusion Welding Tool 110v	–	4064999	 PE pipe scraper	–	4020757
 Electrofusion Welding Tool Cable 40-160 Spare, for use with 4064999	–	4065001	 PE cleaner 0.7 litre bottle	–	4025509
 Electrofusion Welding Tool Cable 200-315 Spare, for use with 4064999	–	4065000			



# Wavin's BIM Revit Content Packages

The first BIM packages available for plastic piping systems in Ireland


- Automatic routing preferences
- Fully integrated Bill of Materials
- 100% accurate representations
- Precise design
- Elimination of waste

Wavin Revit packages will allow users to reach a 100% accurate representation of the way piping systems will actually be installed; easily and without the use of product catalogues. The package also features a fully integrated Bill of Materials.

We have created Revit content packages with integrated assistance ensuring precise design, speed and elimination of waste.

- Wavin Soil Systems (including AS+ Low Noise Soil, HDPE, Compact Soil, PVC-U Soil)
- Tigris Press-fit Plumbing & Heating System
- Hep<sub>2</sub>O Push-fit Plumbing & Heating System

**BIM made easier,  
faster and smarter**



**FREE REVIT  
CONTENT PACKAGE**

Download yours today  
at [wavin.ie/bim](http://wavin.ie/bim)



# Wavin Rainwater Gutter Profiles PVC-U

## Comprehensive Choice

### Domestic



**RoundLine**  
112mm (4½")  
Half-round gutter



**SquareLine**  
100mm (4")  
Square section gutter



**StormLine**  
111x76x97mm  
(4¼x3¾")  
Ogee profile gutter



**DeepLine**  
113mm (4½")  
Semi-elliptical gutter

### Industrial & Commercial



**SuperLine**  
125mm (5")  
Half-round gutter



**RoofLine**  
150mm (6")  
Half-round gutter

	Domestic		Domestic High Capacity		Industrial & Commercial	
Gutters	RoundLine	SquareLine	StormLine	DeepLine	SuperLine	RoofLine
Max Roof Area*	163m <sup>2</sup>	178m <sup>2</sup>	254m <sup>2</sup>	299m <sup>2</sup>	250m <sup>2</sup>	317m <sup>2</sup>
Downpipe Systems	68mm ●	61mm ■ 68mm ●†	61mm ■ 68mm ●	68mm ●	68mm ●	110mm ●
Width	114mm	103mm	111mm	113mm	125mm	150mm
Depth	50mm	51mm	76mm	76mm	64mm	74mm
Depth (back)			97mm			
Colour Choice	● ○ ●^	● ○	● ○	● ●	●	●

NOTE: RoundLine Anthracite Grey^ is only available in the downpipe (to be used with DeepLine Anthracite Grey guttering system).

### Maximum Effective Roof Area (m<sup>2</sup>) gutter laid to 1:600 fall

System	Running outlet position		Flow capacity litres/sec
	At END of gutter	At CENTRE of gutter	
RoundLine	79	163	1.25-3.43
SquareLine	96	178	1.30-3.71
StormLine ■	130	254	1.32-5.28
StormLine ●	125	239	1.26-4.98
DeepLine	145	299	2.28-6.21
SuperLine	121	250	2.10-5.19
RoofLine	164	317	2.48-6.59

NOTE: System capacity/performance capability is reduced if the roof includes valleys, dorma windows, steep pitch, or Guttering is laid level (reduction approx. 20-30%), or Gutter includes an angle (reduction approx. 15%). ■ With SquareLine downpipe ● With RoundLine downpipe

## Domed Roof Outlets

82mm and 110mm  
Domed Roof Outlets

- For flat roofs
- May be installed in mastic asphalt or built-up roofing
- For roof areas up to a maximum of
  - 143m<sup>2</sup> for 82mm outlet
  - 209m<sup>2</sup> for 110mm outlet with one downpipe
- Connects to 82mm and 110mm circular downpipe



### Approvals



#### EN 607: 2004

Eaves, gutters & fittings – PVC-U. Definitions, requirements and testing.

**Approved Systems:** RoundLine, DeepLine, SuperLine, RoofLine, SquareLine and StormLine.

#### EN 1462: 2004

Gutter brackets. Classification, requirements & testing.

**Approved Systems:** RoundLine, DeepLine, SuperLine, RoofLine, SquareLine and StormLine.

#### EN 12200-1: 2000

Plastics rainwater piping systems for above ground external use – PVC-U.

**Approved Systems:** Round pipes 68, 82 and 110mm. Square pipe 61mm.

Note: see product details section for individual part number approval information.

New Anthracite colour



DeepLine Semi-elliptical gutter range

# Wavin Rainwater – RoundLine



## Domestic 112mm (4½") Half-round gutter

Manufactured to comply with EN 607/1462

	Product Code	SAP Code	Description	Nom Dia mm	Pack Qty	
	T0072BK	3036189	<b>Gutter</b> 2.0m	112	5	
	T0074BK	3036476	4.0m	112	5	
	T0074W	3036477	4.0m	112	5	
  	T0009BK	3035863	<b>Union, Brackets and Spacer</b> Gutter Union	112	10	
	T0019BK	3035138	Gutter Support Bracket	112	40	
	T0019W	3035140	Gutter Support Bracket	112	20	
	T0005BK	3035773	Gutter Joint Bracket	112	10	
	T0005W	3035684	Gutter Joint Bracket	112	5	
	    	T0011BK	3035455	<b>Outlets and Stopends</b> Stopend – External	112	10
T0011W		3035454	Stopend – External	112	5	
T0010BK		3035132	Stopend – Internal	112	5	
T0010W		3035134	Stopend – Internal	112	5	
T0624BK		3036246	Running Outlet – Straight	112	5	
T0624W		3036245	Running Outlet – Straight	112	5	
T0625BK		3036384	Swivelock Running Outlet – Bent	112	2	
T0007BK		3036129	Stopend Outlet	112	5	
  		T0003BK	3036023	<b>Gutter Angles</b> 90°	112	5
		T0003W	3036022	90°	112	5
	T0016BK	3035867	60°	112	5	
	T0004BK	3035838	45°	112	5	
	T0004W	3035841	45°	112	5	
	 	T0064G	4039143	<b>Spares</b> Gutter Seal	–	5
T0116BK		3035044	Flexiclip	–	1	

Note: Anthracite Grey fittings are for use with the Anthracite Grey DeepLine system on page 81.

# Wavin Rainwater – RoundLine

## Round Down Pipe Systems

Manufactured to comply with BS 4576

(To suit StormLine, RoundLine, DeepLine and SuperLine)



	Product Code	SAP Code	Description	Nom Dia mm	Pack Qty
	T0082BK	3036604	<b>Pipe – Plain Ended</b> 2.0m	68	5
	T0086AG	3082223	2.75m	68	5
	T0084BK	3037038	4.0m	68	5
	T0084W	3037035	4.0m	68	5
	T0084AG	3082224	4.0m	68	5
	T0088BK	3037253	5.5m	68	5
	T0088AG	3082211	5.5m	68	5
	T0092BK	3035836	<b>Connectors</b> Connector to 2 1/2" Cast Iron RW Pipe Spigot	–	5
	T0149BK	3035944	Connector to 110mm PVC Drain Socket/Spigot	–	5
	T0024BK	3035553	Pipe Connector	–	5
	T0024W	3035556	Pipe Connector	–	5
	T0024AG	3082215	Pipe Connector	–	5
	T0025BK	3035734	<b>Bends</b> Offset Bend – 67.5° Socket	68	10
	T0025W	3035733	Offset Bend – 67.5° Socket	68	5
	T0025AG	3082218	Offset Bend – 67.5° Socket	68	5
	T0026BK	3035729	Offset Bend – 67.5° Spigot	68	10
	T0026W	3035727	Offset Bend – 67.5° Spigot	68	5
	T0026AG	3082217	Offset Bend – 67.5° Spigot	68	5
	T0161BK	3035783	Bend – 92.5°	68	5
	T0161AG	3082219	Bend – 92.5°	68	5
	T0035BK	3036014	Single Branch – 67.5°	68	5
	T0035W	3036015	Single Branch – 67.5°	68	5
	T0035AG	3082221	Single Branch – 67.5°	68	5
	T0037BK	3035670	Shoe	68	5
	T0037W	3035665	Shoe	68	5
T0037AG	3082216	Shoe	68	5	
	T0033BK	3035184	<b>Brackets and Spacers</b> Pipe/Socket Bracket	68	10
	T0033AG	3082212	Pipe/Socket Bracket	68	5
	T0034BK	3035228	Pipe Bracket	68	20
	T0034W	3035227	Pipe Bracket	68	5
	T0034AG	3082213	Pipe Bracket	68	5
	T0038BK	3035265	Socket Bracket	68	10
T0038AG	3082214	Socket Bracket	68	10	
	T0201W	3036392	<b>Rainwater Diverter</b> Rainwater Diverter Kit	68	1
	T0201BK	3036393	Rainwater Diverter Kit	68	1

# Wavin Rainwater – SquareLine



## Domestic 100mm (4") Square section gutter

Manufactured to comply with EN 607/1462

	Product Code	SAP Code	Description	Nom Dia mm	Pack Qty
	T8874BK T8874W	3036506 3032553	<b>Gutter</b> 4.0m 4.0m	100 100	5 5
  	T8805BK T8805W  T8809BK T8809W  T8819BK T8819W	3035877 3032536  3035876 3035880  3035141 3032545	<b>Gutter Union and Brackets</b> Gutter Joint Bracket Gutter Joint Bracket  Gutter Union Gutter Union  Gutter Support Bracket Gutter Support Bracket	100 100  100 100  100 100	20 20  10 5  20 20
   	T8806BK T8806W  T8811BK T8811W  T8810BK T8810W  T8807BK T8807W	3036259 3032538  3035251 3032544  3035273 3032542  3036131 3032540	<b>Outlets and Stopends</b> Running Outlet Running Outlet  Stopend – External Stopend – External  Stopend – Internal Stopend – Internal  Stopend Outlet Stopend Outlet	100 100  100 100  100 100  100 100	10 10  10 10  5 5  10 10
 	T8803BK T8803W  T8804BK T8804W	3036132 3032533  3036076 3032534	<b>Gutter Angles</b> 90° 90°  45° 45°	100 100  100 100	10 10  5 5
	T8816BK T8816W	3035110 3035112	<b>Spares</b> Flexiclip Flexiclip	- -	1 1

# Wavin Rainwater – SquareLine

## Square Down Pipe Systems

Manufactured to comply with EN 607/1462

(To suit SquareLine and StormLine)

	Product Code	SAP Code	Description	Nom Dia mm	Pack Qty
	T8884BK	3037149	<b>Down Pipes</b> 4.0m Pipe – Plain Ended	61	5
	T8884W	3024850	4.0m Pipe – Plain Ended	61	5
	T8888BK	3037348	5.5m Pipe – Plain Ended	61	5
	T8888W	3037349	5.5m Pipe – Plain Ended	61	5
	T8823BK	3035686	<b>Pipe Brackets and Connectors</b> Pipe Connector	61	5
	T8823W	3024856	Pipe Connector	61	5
	T8834BK	3035463	Pipe Bracket	61	5
	T8834W	3024853	Pipe Bracket	61	5
	T8862BK	3035772	<b>Bends, Shoe and Wall Offsets</b> Pipe Bend – 87.5°	61	5
	T8862W	3024851	Pipe Bend – 87.5°	61	5
	T8838BK	3035940	Pipe Wall Offset	61	10
	T8838W	3024848	Pipe Wall Offset	61	10
	T8835BK	3035923	Pipe Branch – 67.5°	61	5
	T8835W	3024852	Pipe Branch – 67.5°	61	5
	T8825BK	3035736	Offset Bend – Socket	61	20
	T8825W	3024855	Offset Bend – Socket	61	20
	T8826BK	3035731	Offset Bend – Spigot	61	10
	T8826W	3024841	Offset Bend – Spigot	61	10
	T8832BK	3035771	Pipe Shoe and Bracket	61	5
	T8832W	3024854	Pipe Shoe and Bracket	61	5
	T8837BK	3035451	2 1/4" Outlet Adaptor – Square to Round	61	5
	T8837W	3032550	2 1/4" Outlet Adaptor – Square to Round	61	5
	T0201W	3036392	<b>Rainwater Diverter</b> Rainwater Diverter Kit	61	1
	T0201BK	3036393	Rainwater Diverter Kit	61	1



# Wavin Rainwater – StormLine

High capacity domestic 111x76x97mm (4<sup>1</sup>/<sub>4</sub>x3<sup>3</sup>/<sub>4</sub>"  
Ogee profile gutter

Manufactured to comply with EN 607/1462



	Product Code	SAP Code	Description	Nom Dia mm	Pack Qty
	T9874BK	3036919	<b>Gutter</b> 4.0m	111	4
	T9874W	3024809	4.0m	111	4
	T9809BK	3036061	<b>Gutter Union, Brackets and Spacer</b> Gutter Union	111	10
	T9809W	3024831	Gutter Union	111	10
	T9819BK	3035371	Gutter Support Bracket	111	10
	T9819W	3024829	Gutter Support Bracket	111	10
	T9849BK	3035223	Gutter Hanging Bracket	111	20
T9849W	3024819	Gutter Hanging Bracket	111	20	
T0044BK	3035464	Gutter Spacer Bracket	111	20	
	T9841BK	3035675	<b>Outlets and Stopends</b> Stopend – External LH	111	10
	T9841W	3024825	Stopend – External LH	111	10
	T9851BK	3035676	Stopend – External RH	111	10
	T9851W	3024815	Stopend – External RH	111	10
	T9840BK	3035669	Stopend – Internal LH	111	5
	T9840W	3024827	Stopend – Internal LH	111	5
	T9850BK	3035666	Stopend – Internal RH	111	5
	T9850W	3024817	Stopend – Internal RH	111	5
	T9807BK	3036137	Stopend Outlet LH	111	5
	T9807W	3024835	Stopend Outlet LH	111	5
T9808BK	3036138	Stopend Outlet RH	111	5	
T9808W	3024833	Stopend Outlet RH	111	5	
T9806BK	3036401	Running Outlet	111	5	
T9806W	3024837	Running Outlet	111	5	
	T9843BK	3036399	<b>Gutter Angles</b> 90° Internal Seals	111	5
	T9843W	3024823	90° Internal Seals	111	5
	T9853BK	3036404	90° External Seals	111	5
	T9853W	3024814	90° External Seals	111	5
	T9844BK	3036260	45° Internal Seals	111	5
	T9844W	3024821	45° Internal Seals	111	5
	T9854BK	3036269	45° External Seals	111	5
	T9854W	3024812	45° External Seals	111	5

# Wavin Rainwater – StormLine

	Product Code	SAP Code	Description	Nom Dia mm	Pack Qty
	T9864		Spares Gutter Seal	-	1
	T9816BK	3035172	Flexiclip	-	1
	T9816W	3035173	Flexiclip	-	1

Note: For details of RoundLine 68mm (2½") and SquareLine 61mm (2¼") pipe and fittings to use with the StormLine Rainwater System – See pages 76 and 78.

## Wavin StormLine design features



High front edge



Hydrodynamic outlet



Concealed sockets



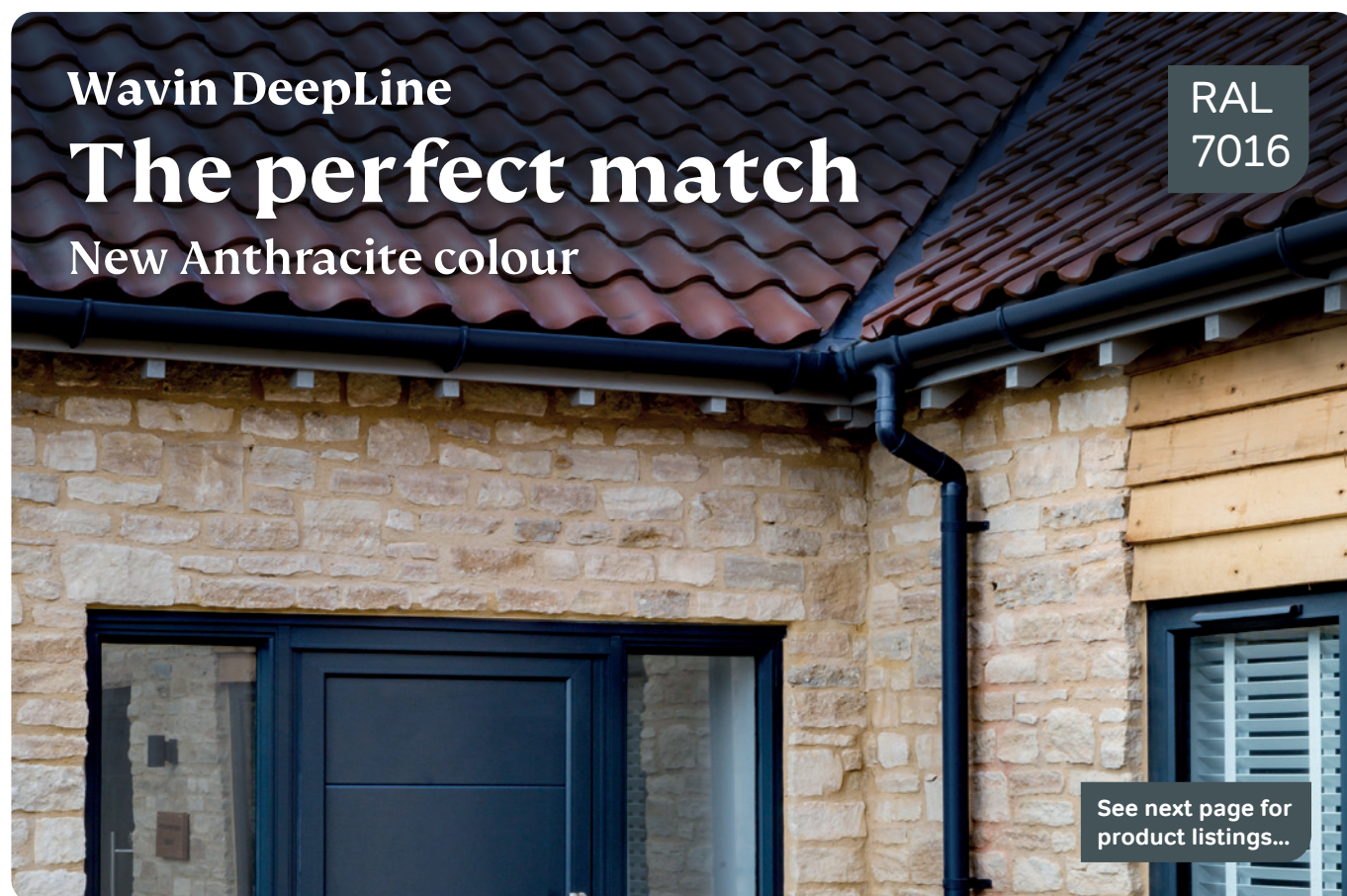
Side fixing wings



Hidden hanging brackets



Wide, retained seals



Wavin DeepLine

The perfect match

New Anthracite colour

RAL  
7016

See next page for  
product listings...

# Wavin Rainwater – DeepLine



High capacity domestic 113mm (4½") Semi-elliptical gutter

Manufactured to comply with BS 4576

	Product Code	SAP Code	Description	Nom Dia mm	Pack Qty
	T9974BK	3036916	<b>Gutter</b> 4.0m	113	5
	T9974AG	3082199	4.0m	113	5
	T9909BK	3035824	<b>Union and Bracket</b> Gutter Union	113	5
	T9909AG	3082205	Gutter Union	113	5
	T9919BK	3035261	Support Bracket	113	40
	T9919AG	3082202	Support Bracket	113	20
	T9906BK	3036270	<b>Outlet and Stopends</b> Running Outlet	113	5
	T9906AG	3082210	Running Outlet	113	5
	T9910BK	3035396	Internal Stopend	113	5
	T9910AG	3082203	Internal Stopend	113	5
	T9911BK	3035501	External Stopend	113	5
	T9911AG	3082204	External Stopend	113	5
	T9903BK	3036257	<b>Gutter Angles</b> 90° Gutter Angle	113	5
	T9903AG	3082209	90° Gutter Angle	113	5
	T9904BK	3036251	45° Gutter Angle	113	5
	T9904AG	3082207	45° Gutter Angle	113	5
	T9964BK	4039141	<b>Spares</b> Gutter Seal	–	10
	T9916BK	3035039	Flexiclip	–	5
	T9916AG	3082201	Flexiclip	–	1
	T9994AG		Bow & Pin Bracket	–	1

**New Anthracite colour**  
DeepLine Semi-elliptical gutter range



The DeepLine Anthracite Grey (RAL 7016) colour option is a non stocked range but available to order on a project basis.

Note: For details of 68mm (2½") pipe and fittings to use with the DeepLine Rainwater System – See page 76.

# Wavin Rainwater – SuperLine



## Industrial & Commercial 125mm (5") Half-round gutter

Manufactured to comply with BS 4576

	Product Code	SAP Code	Description	Nom Dia mm	Pack Qty
	T0574BK	3036566	<b>Gutter</b> 4.0m	125	5
	T0509BK	3035926	<b>Union and Bracket</b> Gutter Union	125	5
	T0519BK	3035181	Gutter Support Bracket	125	5
	T0511BK	3035482	<b>Outlet and Stopends</b> Stopend – External	125	5
	T0510BK	3035362	Stopend – Internal	125	5
	T0508BK	3036229	Running Outlet	125	5
	T0503BK	3036079	<b>Gutter Angles</b> 90°	125	5
	T0564BK	4039131	<b>Spares</b> Gutter Seal	–	10
	T0516BK	3035115	Flexiclip	–	1

Note: For details of 68mm (2½") pipe and fittings to use with the SuperLine Rainwater System – See page 76.

# Wavin Rainwater – RoofLine



## Industrial & Commercial 150mm (6") Half-round gutter


Manufactured to comply with BS 4576

	Product Code	SAP Code	Description	Nom Dia mm	Pack Qty
	T5674BK	3036826	<b>Gutter</b> 4.0m	150	5
	T5609BK	3036029	<b>Union and Brackets</b> Gutter Union	150	5
	T5619BK	3035361	Gutter Support Bracket	150	10
	T5611BK	3035511	<b>Outlet and Stopends</b> Stopend – External	150	5
	T5610BK	3035518	Stopend – Internal	150	5
	T5606BK	3036428	Running Outlet	150	5
	T5603BK	3036299	<b>Gutter Angles</b> 90°	150	5
	T5616BK	3035117	<b>Spares</b> Flexiclip	150	1
	C3766BK C3765BK	3080894 3080893	<b>PVC-U Soil Pipe Socketed to EN1453-1</b> L = 3m L = 4m	110 110	2 2
	C8031BK	3075291	<b>Short Radius Bends</b> S/S Bend 45°	110	5
	C8034BK	3066559	D/S Bend 45°	110	9
	C8042BK	3035671	<b>PVC-U Brackets</b> PVC-U Pipe Bracket	110	10




# Wavin Rainwater – Ancillaries

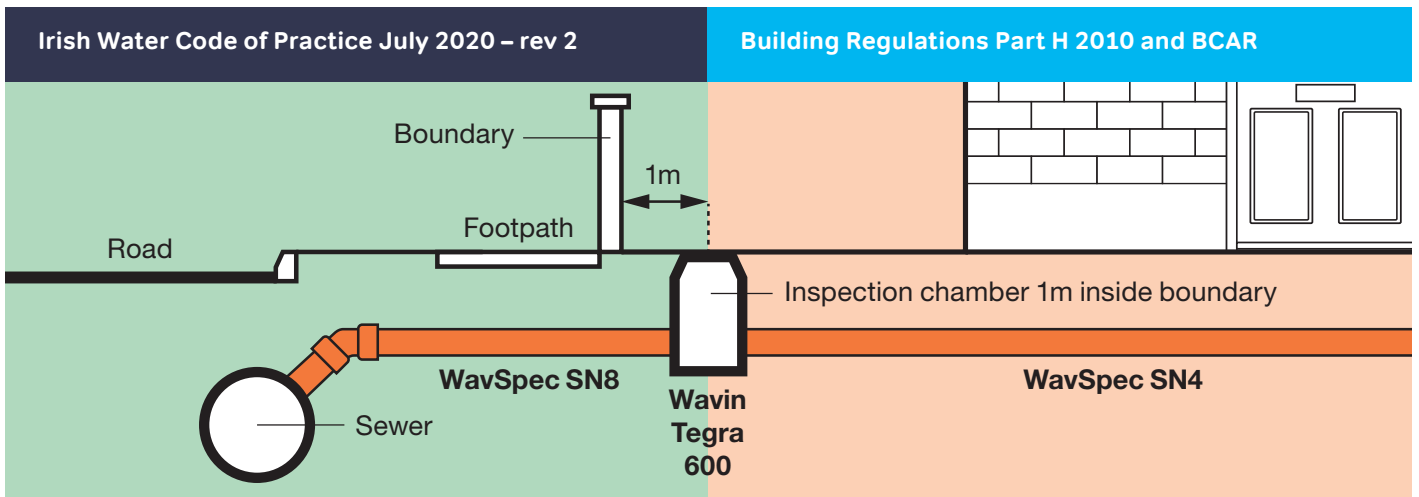
## Wavin Outlet Hoppers

	Product Code	SAP Code	Description	Nom Dia mm	Pack Qty
	T0332BK	3036407	<b>Rainwater Hoppers</b>	68	5
	T0332AG	3082222	RoundLine Hopper Head Flow capacity 2.40 l/s	68	5
	T8830BK	3036386	SquareLine Hopper Head Flow capacity 2.40 l/s	61	5
	T8830W	3032106		61	5
	T5326BK	3036412	Roofline Hopper Head Flow capacity 6.47 l/s	110	5
	T5326G	3036413		110	5

## Wavin Roof Outlets

	Product Code	SAP Code	Description	Nom Dia mm	Pack Qty
	C1414G	3032464	<b>Roof Outlets</b>	82	1
	C8414G	3032480	SW/S Domed Roof Outlet – flow capacity 2.97 l/s SW/S Domed Roof Outlet – flow capacity 4.35 l/s	110	1

# Drainage standards and compliance guidelines for the Republic of Ireland



To avoid any risk of contamination of pipes; Wavin recommends **WavSpec SN8** pipe for all sewer installations.

## Select the pipe that meets the criteria you need

WavSpec SN8 – EN13476		
Size (mm)	Product Code	SAP Code
110 <sup>†</sup>	D3761	3066452
160	D3901	3075198
244	D3904	3075231
315	D3905	3075232
400 <sup>†</sup>	3039149	3039149
500 <sup>†</sup>	3040915	3040915

WavSpec SN4 – EN13476		
Size (mm)	Product Code	SAP Code
110	D3822	3071145
160	D3823	3071146
244	E4921	3066980
315	E4920	3067008

<sup>†</sup>Manufactured to EN1401


### Select your foul sewer fittings

Wavin's range of fittings are certified to EN1401-1:2018 and compliant with:

- Irish Water Code of Practice
- Part H Building Regulations 2010
- NSAI Certification for BCAR requirements

For assistance with technical specifications email [projects.ie@wavin.com](mailto:projects.ie@wavin.com) or Tel: **01 8020200**

To book a free RIAI approved CPD presentation visit [wavin.ie/cpd](http://wavin.ie/cpd)



**WavSpec SN4 or SN8**  
PVC Smooth Wall Pipe

# Wavin Sewer Below Ground Drainage



Wavin Sewer is available in 110mm, 160mm, 200mm, 244mm, 315mm, 400mm & 500mm. PVC-U underground gravity drains and sewer fittings are suitable for use in conjunction with WavSpec SN4 & WavSpec SN8 pipe and Wavin chambers for domestic and public sewerage and drainage.



Look for the green seal

## WavSpec SN8 & SN4 Pipe

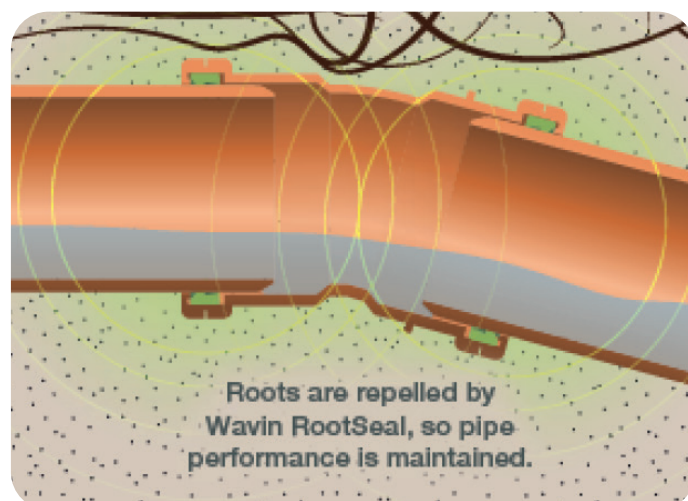
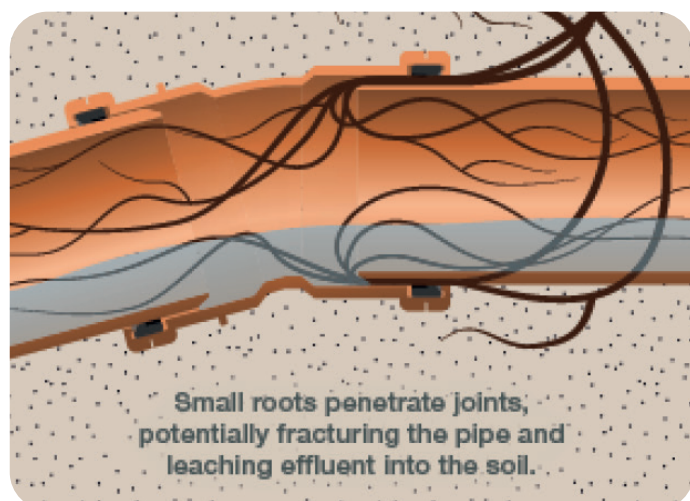
- Manufactured in conformance with EN 13476-2: 2007
- Third party approved by the British Standard Institute (BSI) Kitemark no. KM 56705
- Manufactured in conformance with EN 13476-2: 2007
- WavSpec SN8 110mm & 400mm is manufactured in conformance with EN 1401-1: 2018
- Third party approved: BSI Kitemark no. KM 56705
- Third party approved by NSAI Licence 1.53.1

## Wavin Sewer Fittings

- Ring Seal Push-fit Fittings (available in 110mm – 500mm)
- Manufactured in conformance with EN 1401-1: 2018
- Wavin socket, fitted with rubber sealing manufactured in conformance with EN 681-1
- Third party approved: BSI Kitemark no. KM 07091
- Combined cap & seal fittings with RootSeal Technology

## New RootSeal Technology

Now rolling out – Wavin Sewer combined cap and seal fittings incorporating RootSeal Technology. For greater peace of mind, the easily identifiable green seals use a scientifically proven inhibitor to suppress tree root growth to help prevent them damaging the pipe system. Find out more at [wavin.ie/rootseal](http://wavin.ie/rootseal)



# Wavin Sewer

## Key to abbreviations



### Single Socket (S/S)

Pipe  
Pipe will have push fit socket on one end and chamfered on the other end



### Double Socket (D/S)

D/S Branches  
Main line will have push fit socket on both ends. All branches will be socketed.



### Single Socket (S/S)

S/S Branch  
Main line will have one push fit socket and one plain end. All branches will be socketed.



### Double Socket (D/S)

All other fittings  
Will be push fit socket on both ends





### Single Socket (S/S)

All other fittings  
Will have one end push fit socket and the other plain end

Important Note: Wavin Sewer fittings must be ordered in their pack multiples as illustrated.

## Pipe

	Product Code	SAP Code	Size / Description	Wall Thickness	N° Pipes per Frame
	<b>WavSpec SN8 – Irish Water Compliant – EN13476</b>				
	D3761*	3066452	110mm (4in)	3.2mm	114
	D3901	3075198	160mm (6in)	4.7mm	46
	D3904	3075231	244mm (9in)	7.2mm	16
	D3905	3075232	315mm	9.3mm	9
	3039149*	3039149	400mm	11.7mm	6
3040915*	3040915	500mm	14.6mm	4	
	<b>WavSpec SN4 – Building Regulations Part H – EN13476</b>				
	D3822	3071145	110mm (4in)	3.2mm	114
	D3823	3071146	160mm (6in)	4.0mm	46
	E4921	3066980	244mm (9in)	5.9mm	16
E4920	3067008	315mm	7.7mm	9	

### NOTES:

- All pipes are 6m length with integral socket at one end and plain end chamfered.
- \*Manufactured to EN1401

## Fittings – Certified to EN1401 standard

	Product Code	SAP Code	Size / Description	Pack Qty	Pallet Qty
	D6001	3043968	110mm	25	–
	D6002	3001700	160mm	8	–
	E5002	3066580	244mm	1	–
	E5009	3055502	315mm	1	–
	3017561	3017561	400mm	1	–
	4001031	4001031	500mm	1	–
	D6108	3069835	110mm	25	–
	D6141	3069834	160mm	12	–
	E5216	3066585	244mm	1	–
	E5109	3055504	315mm	1	–
	4001034	4001034	400mm	1	–
	4001035	4001035	500mm	1	–
	3091501	3091501	Rocker Pipe Single Socket 244mm x 500mm length	1	–
	D4221	3032508	110mm x 110mm – Equal	4	–
	D6027	3001733	160mm x 160mm – Equal	4	–
	E5099	3066621	244mm x 244mm – Equal	1	–
	E5023	3066606	315mm x 315mm – Equal	1	–
	4001063	4001063	400mm x 400mm – Equal	1	–
	D6015	3009587	160mm x 110mm – Unequal	4	–
	E5108	3066584	244mm x 110mm – Unequal	1	–
	E5013	3066582	244mm x 160mm – Unequal	1	–
	E6021	3066629	315mm x 110mm – Unequal	1	–
	E6022	3066691	315mm x 160mm – Unequal	1	–
	E5024	3066686	315mm x 244mm – Unequal	1	–
	D4114	3032511	110mm x 110mm – Equal	3	–
	D6004	3001732	160mm x 160mm – Equal	3	–
	4001064	4001064	400mm x 400mm – Equal	1	–
	D6005	3009586	160mm x 110mm – Unequal	4	–
	E5106	3066583	244mm x 110mm – Unequal	1	–
	E5006	3066581	244mm x 160mm – Unequal	1	–
	E6023	3066630	315mm x 110mm – Unequal	1	–
	E5015	3001634	315mm x 160mm – Unequal	1	–
	D6003	3066572	110mm x 110mm – Equal	8	72
	D4008	3037398	160mm x 160mm – Equal	4	36
	D6007	3066744	160mm x 110mm – Unequal	4	36



	Product Code	SAP Code	Size / Description	Pack Qty	Pallet Qty
	D6006	3032509	<b>Double Socket Branches – 90°</b> 110 x 110mm – Equal	5	90
	D4011	3032526	160 x 160mm – Equal	4	–
	D4009	3037169	160 x 110mm – Unequal	5	–
	E6321	3066632	315 x 110mm – Unequal	1	–
	E6322	3066704	315 x 160mm – Unequal	1	–
	D4112	3066794	<b>D/S Large Radius Swept Bend</b> 110mm (Includes fixed rings both ends) To be used at the base of a 110mm stack as per Building Regulations Part H 2010 & EN12056	5	–
	D6038	3082831	<b>Single Socket Short Radius Bends – 90°</b> 110mm	20	–
	D6039	3001593	160mm	6	40
	E5029	3066608	244mm	1	–
	E5031	3069809	315mm	1	–
		4067646	400mm	1	–
	D6032	3066575	<b>Single Socket Short Radius Bends – 45°</b> 110mm	10	–
	D6033	3001717	160mm	8	72
	E5025	3066607	244mm	1	–
	E5027	3001605	315mm	1	–
		4001042	400mm	1	–
	D6030	3043934	<b>Single Socket Short Radius Bends – 30°</b> 110mm	25	–
	D6031	3009585	160mm	8	90
	E5125	3066626	244mm	1	–
	E5028	3001604	315mm	1	–
	D6028	3043933	<b>Single Socket Short Radius Bends – 15°</b> 110mm	30	–
	D6029	3009584	160mm	8	–
	E5097	3066620	244mm	1	–
	E5113	3001603	315mm	1	–
	D8877	3036419	<b>Single Socket Short Radius Bends – 11.25°</b> 110mm	30	–
	D8913	3036423	<b>Double Socket Swept Bends</b> 110mm x 11.5°	15	–
	D6026	3036420	110mm x 15°	15	–
	D6025	3036422	110mm x 30°	15	–
	D6019	3066574	110mm x 45°	20	–
	D6040	3082832	110mm x 92°	20	–
	D4014	3036665	160mm x 15°	1	–
	D4015	3036737	160mm x 30°	1	–
	D4051	3032529	160mm x 45°	9	–
	D4049	3031982	160mm x 92°	6	–

# Wavin Sewer

	Product Code	SAP Code	Size / Description	Pack Qty	Pallet Qty	
	D4330	3036310	<b>4in Single Socket</b> 110mm 0-30° Adjustable Bend	5	-	
	D4332	3036802	<b>4in Double Socket</b> 110mm 0-30° Adjustable Bend	5	-	
	D4047	3066960	<b>Long Radius Bends – 90°</b> 110mm – S/S	1	-	
	D4048	3066959	160mm – S/S	1	-	
	E5036	3066609	244mm – S/S	1	-	
	E5044	3066613	315mm – S/S	1	-	
	D4045	3066958	<b>Long Radius Bends – 45°</b> 110mm – S/S	1	-	
	D4046	3066780	160mm – S/S	1	-	
	E5037	3066610	244mm – S/S	1	-	
	E5055	3066614	315mm – S/S	1	-	
	D4043	3066782	<b>Long Radius Bends – 22½°</b> 110mm – S/S	1	-	
	D4044	3066592	160mm – S/S	1	-	
	E5038	3066611	244mm – S/S	1	-	
	D4041	3066781	<b>Long Radius Bends – 11¼°</b> 110mm – S/S	1	-	
	D4042	3066591	160mm – S/S	1	-	
	E5039	3066612	244mm – S/S	1	-	
		D6138	3001581	<b>Knuckle Bend</b> 110mm	1	-
		E4009	3066602	<b>Oblique Saddles – 45°</b> 244mm x 110mm	1	-
E4010		3066603	244mm x 160mm	1	-	
E4012		3066685	315mm x 160mm	1	-	
	E4016	3066604	<b>Square Saddles – 90°</b> 244mm x 110mm	1	-	
	E6039	3066879	315mm x 110mm	1	-	
	D6088	3066578	<b>Socket Plugs</b> 110mm	120	-	
	D4089	3036381	160mm Can be used as socket plug or end cap	10	-	





	Product Code	SAP Code	Size / Description	Pack Qty	Pallet Qty
	3043077	3043077	<b>Plain End Plug</b> 110mm	1	-
	D6084 E5103 E5119	3001747 3066623 3066687	<b>End Caps</b> 110mm 244mm 315mm	130 1 1	- - -
	4037672	4037672	<b>Temporary Site Cap</b> 110mm	20	-
	D6113 E5139 E5100 E5117 E5105 E5126	3069832 3066689 3066622 3066625 3066624 3066688	<b>S/S Level Invert Reducer</b> 160mm x 110mm 244mm x 110mm 244mm x 160mm 244mm x 200mm 315mm x 244mm 315mm x 160mm	20 1 1 1 1 1	- - - - - -
	D4098 D4099	3066961 3066753	<b>Anti-Flood Valves</b> S/S Anti-Flood Valve – single valve 110mm S/S Anti-Flood Valve – single valve 160mm For surface and foul water applications	1 1	- -
	D4077 D4078	3032098 3036530	<b>Cleaning Eyes</b> 110mm 160mm	5 1	- -
	D4079 D4080 E5088	3066801 3066796 3066619	<b>uPVC to S.G. Spigot Adaptors</b> 110mm 160mm 244mm	25 10 3	- - -
	F2948	3066737	<b>Lubricant</b> Wavin lubricant 800g Tub	12	-

# Wavin Sewer – Gully Traps and Accessories







## Plain, Adjustable, Universal Gullies & Accessories

	Product Code	SAP Code	Size / Description	Pack Qty
	D4092	3066563	Plain Gully and Grid 110mm	6
	D4093 D3993	3066564 3066560	Adjustable Gully 110mm 110mm gully in bulk box, individually bagged	6 40
	D4090	3066562	Universal Gully 110mm	5
	D4137	3066814	S/S Universal Gully Base 110mm	1
	D4118	3066565	P/E Universal Gully Hopper 110mm – P/E plain hopper with 110mm horizontal inlet and multi-size solvent side inlets	1
	D4138	3066566	Adjustable Gully Hopper 110mm	1
	D4192	3066569	Gully Riser 160mm for use with D4118	10
	D4168	3035557	Sealed Access Plate 160mm x 160mm for Universal Plain Hoppers complete with sealing ring and screws	10
	D4149	3066567	Gully Grids 160mm x 160mm for use with D4090 & D4093	1

## Gullies Hoppers & Accessories

	Product Code	SAP Code	Size / Description	Pack Qty
	D8730	3032516	P/E Plain Hopper with 150mm long spigot 110mm	5
	D8726	3037232	P/E Vertical Inlet with 150mm long spigot 110mm	5
	D4225	3036618	P/E Sealed Access Hopper with 150mm long spigot 110mm	1
	D4265	3035546	Vertical Inlet Cover (spare, black)	10



## Bottle Gullies & Accessories

	Product Code	SAP Code	Size / Description	Pack Qty
	D4308	3037399	S/S Bottle Gully 110mm provides access to the drainage system for cleaning, supplied with all bosses closed	1
	D4309	3032099	S/S Back Inlet Bottle Gully 90° 110mm provides access to the drainage system for cleaning, supplied with side bosses closed but with 110mm back boss open	30
	D4365	3032519	Cover and Frame (spare) For use with D4308/D4309	1
	D8925	4040035	Gully Plug New Spigot for use with D4308/D4309	10
	D4310	3036249	Bottle Gully Grating (spare) 110mm for use with D4308/D4309	1
	D8906	4037565	Ductile Iron Grating (black) For use with D4308/D4309 Bottle Gully, complete with screws – suitable for installations requiring a loading up to 35kN (3.5 tonnes), where the frame of the gully is supported by a concrete plinth	1



# Wavin Sewer – Gully Traps and Accessories

## Bottle Gullies & Accessories

	Product Code	SAP Code	Size / Description	Pack Qty
	D4311	3036405	<b>Bottle Gully Sealed Access Cover</b> 110mm complete with sealing rings and screws for use with D4308/ D4309	1
	D8968	3066579	<b>Gully Riser</b>	1




## Yard & Road Gullies & Accessories

	Product Code	SAP Code	Size / Description	Pack Qty															
	D4095	4039647	<b>P/E Trapped Yard Gully</b> 300mm diameter x 600mm invert depth x 110mm outlet – 600mm overall depth, supplied complete with removable rubber bung for rodding access	1															
	D4096	4037676	<b>Yard Gully Ductile Iron Grating and Frame</b> Straight bar, hinged – suitable for use in installations requiring a EN124 – B125 Medium Duty, loading up to 125kN (12.5 Tonnes) where the frame is supported in a concrete plinth	1															
	D4097	4039668	<b>Yard Gully Catchment Bucket</b> Perforated Galvanised Mild Steel Catchment Bucket	1															
	D4139	4039857	<b>Road Gully</b> 450mm x 900mm x 160mm outlet	1															
			<table border="1"> <thead> <tr> <th>Nominal Size (mm)</th> <th colspan="4">Dimensions (mm)</th> </tr> <tr> <th></th> <th>A</th> <th>B</th> <th>C</th> <th>D</th> </tr> </thead> <tbody> <tr> <td>150</td> <td>900</td> <td>465</td> <td>444</td> <td>720</td> </tr> </tbody> </table>	Nominal Size (mm)	Dimensions (mm)					A	B	C	D	150	900	465	444	720	
Nominal Size (mm)	Dimensions (mm)																		
	A	B	C	D															
150	900	465	444	720															
	6UR142	3039653	<b>D/S Adaptor – UltraRib</b> 6UR Ultra Rib socket x 160mm smooth wall EN 1401 socket	1															



# Wavin UltraRib

Twinwall foul sewer SN8 system that meets the requirements of the Irish Water Code of Practice 2020 rev 2.

## Pipe

	Product Code	SAP Code	Size / Description	Pack Qty
	6UR073	3037883	<b>Plain Ended Pipe</b> 150mm (3m length)	36
	9UR073	3038097	225mm (3m length)	16
	12UR073	3038146	300mm (3m length)	9
	6UR043	3038906	<b>Single Socketed Pipe</b> 150mm (3m length)	36
	9UR043	3038911	225mm (3m length)	16
	12UR043	3038912	300mm (3m length)	9
	6UR046	3039698	150mm (6m length)	36
	9UR046	3039701	225mm (6m length)	16
	6UR869	3039683	<b>Single Socketed Rocker Pipe</b> 150mm (600mm length)	1
	9UR869	3039684	225mm (600mm length)	1
	12UR869	3039688	300mm (600mm length)	1

## Fittings

	Product Code	SAP Code	Size / Description	Pack Qty
	6UR105	3039650	<b>D/S Slip Couplers</b> 150mm	1
	9UR105	3039674	225mm	1
	12UR105	3039677	300mm	1
	6UR205	3038904	<b>D/S Pipe Coupler</b> 150mm	1
	9UR205	3039673	225mm	1
	12UR205	3039676	300mm	1
	6UR129	3039656	<b>D/S Adaptor</b> Connector to EN 295 thinwall clay spigot 150mm	1
	6UR141	3039651	<b>S/S Adaptor</b> 6UR socket x 160mm EN 1401 spigot 150mm	1
	6UR142	3039653	<b>D/S Adaptor</b> 6UR socket x 160mm EN 1401 socket 150mm	1
	6UR143	3036775	<b>S/S Adaptor</b> 6UR spigot x 160mm EN 1401 socket 150mm	1

\*UR Socket = UltraRib socket

\*EN1401 spigot/socket = solid wall spigot/socket to EN1401

# Wavin UltraRib

	Product Code	SAP Code	Size / Description	Pack Qty
	6UR099	3036403	<b>S/S Level Invert Reducer</b> 150x110mm	1
	9UR095	3039661	<b>S/S Level Invert Reducer</b> 225x150mm	1
	12UR093	3039675	<b>D/S Level Invert Reducer</b> 300x225mm	1
	6UR163	3036766	<b>S/S Short Radius Bend – 45°</b> 150mm	1
	6UR560	3039669	<b>D/S Short Radius Bend – 87.5°</b> 6UR socket x 160mm EN 1401 socket 150mm	1
	6UR561	3039668	<b>D/S Short Radius Bend – 87.5°</b> 150mm	1
	9UR561	3039678	225mm	1
	12UR561	3039691	300mm	1
	6UR563	3038903	<b>D/S Short Radius Bend – 45°</b> 150mm	1
	9UR563	3039680	225mm	1
	12UR563	3039682	300mm	1
	6UR566	3039655	<b>D/S Short Radius Bend – 30°</b> 150mm	1
	9UR566	3039679	225mm	1
	12UR566	3039687	300mm	1
	6UR567	3039654	<b>D/S Short Radius Bend – 15°</b> 150mm	1
	9UR567	3039681	225mm	1
	12UR567	3039692	300mm	1
	6UR193	3039671	<b>D/S Equal Junction – 87.5°</b> to UltraRib spigot 150mm	1
	6UR213	3038905	<b>D/S Equal Junction – 45°</b> to UltraRib spigot 150mm	1
	9UR213	3039689	225mm	1
	12UR213	3039696	300mm	1

\*UR Socket = UltraRib socket

\*EN1401 spigot/socket = solid wall spigot/socket to EN1401




	Product Code	SAP Code	Size / Description	Pack Qty
	6UR199	3039663	<b>D/S Unequal Junction – 87.5°</b> to EN1401 spigot 150x110mm	1
	6UR219 9UR224 12UR236	3039664 3039685 3039695	<b>D/S Unequal Junction – 45°</b> to EN1401 spigot 150x110mm 225x110mm 300x160mm	1 1 1
	9UR227 12UR237 12UR240	3038908 3038907 3039697	<b>D/S Unequal Junction – 45°</b> to UltraRib spigot 225x150mm 300x150mm 300x225mm	1 1 1
	6UR292	3036570	<b>P/E Screwed Access Cover</b> allows full bore access to the sewerage system for cleaning, fits into a standard UltraRib socket 150mm	1
	6UR290	3039657	<b>S/S Screwed Access Cover</b> allows full bore access to the sewerage system for cleaning, fits into a standard UltraRib spigot 150mm	1
	6UR296 9UR296 12UR296	3036387 4039537 4039621	<b>P/E Socket Plug</b> allows full bore access to the sewerage system for cleaning, fits into a standard UltraRib socket 150mm 225mm 300mm	1 1 1
	6UR117 9UR117 12UR117	4039192 4039259 4039410	<b>Ring Seal</b> 150mm 225mm 300mm Note: Ring Seals to be ordered separately	5 5 5

\*UR Socket = UltraRib socket

\*EN1401 spigot/socket = solid wall spigot/socket to EN1401

# Wavin Domestic Channels

## Channel Drain

	Product Code	SAP Code	Size / Description	N° per Pallet
	DOC210	3037114	<b>OsmaChannel 1m</b> 80mm overall depth, complete with lockable galvanised grating	45
	DOC260	3036062	<b>OsmaChannel End Plate</b>	1
	DOC410	3032497	<b>Osma RainChannel 1m</b> 87mm overall depth, black polypropylene channel complete with self locking plastic grating	48



# Wavin Chambers, Access Junctions, Inspection Chambers and Manhole Systems

Wavin has revolutionised the Irish Chamber market by offering an innovative suite of chambers from 315mm Access Junctions up to 1000mm Manholes. Now there's a better, safer, more cost-effective way of keeping the way clear for maximum drainage and flow efficiency – The Wavin Chamber Range.

## Wavin 315mm Access Junction (WAJ)

The 315mm Access Junction is the compact solution for 110mm and 160mm OD underground sewage and drainage systems around private housing developments and other buildings.

- Full Plastic in PVC-U
- Corrosion Resistant, durable
- Adjustable frame and cover: Tilts and rotates to suit site conditions
- Ten flow profile designs
- Wafix Sealing Construction
- Manufactured and independently certified to EN13598-1 and EN13598-2 (as applicable)

## Wavin 450mm Inspection Chamber

The Wavin 450 non entry chamber is a solution for inspection points for 110mm and 160mm OD underground sewage and drainage pipe systems.

- Lightweight
- Easy to Install
- Modular System: shaft can be built up to required length if NIC system required
- Manufactured and independently certified to EN13598-2



## Inspection Chambers and Manhole Systems

### Tegra 600 Inspection Chamber

The Tegra 600 Inspection Chamber consists of the base, corrugated single wall shaft and adjustable cover. Available in 6 different flow profiles. All flow profiles have adjustable base connections.

- Manufactured and independently certified to EN13598-2

### Tegra 1000 Inspection Chamber

The Tegra 1000 manhole base is available in 6 different flow profiles and is suitable for pipe connections from 60mm up to 400mm.

- Complies with EN13598-2

All Tegra 1000 flow profiles with connections 160mm to 315mm can be supplied with adjustable connectors on request.

**Important Note:** Fittings of all products must be ordered in their pack multiples as illustrated in catalogue.

# WAJ 110

## Wavin Access Junctions

The Wavin Access Junction (WAJ 110) provides access from surface level to Wavin below ground 110mm diameter gravity drainage and sewer systems. The WAJ 110mm is available in 10 flow profiles and is complete with Wafix seals. The range of profiles along with the same invert level for entry & outlet minimises the risk of blockages. The WAFIX seal provides security of water tightness whilst facilitating flexibility of installation misalignment.



Non Entry  
Inspection Chamber

### Applications

- Areas inaccessible to motor vehicles – Down to 0.6m deep under Building Regulations – Part H
- Load classification EN124:A15

### Key Dimensions

- Invert depth of base: 205mm
- Shaft section length: 150mm
- Inlets/outlets: 110mm
- 150mm shaft length available for flexible assembly to max installation depth: 0.6m. Ref Table 9 Part H Building Regulations 2010

### Material

- PVCu

### Key Features & Benefits


- Multiple options for maximum installation flexibility
- Clear direction of flow arrows
- Fixed triple seal which ensures a secure fit and a high angle of deflection
- Fast, easy installation: no wet trades
- Lightweight: no lifting equipment required
- Push-fit shaft sections: one or more can be used to achieve required invert depth
- Final shaft section can be cut to required length
- Adjustable frame and cover: Tilts and rotates to suit site conditions
- No additional trench excavation required
- The 110mm inlets are level invert and fully swept to give maximum flow characteristics and to minimise the risk of blockage

### Compliance

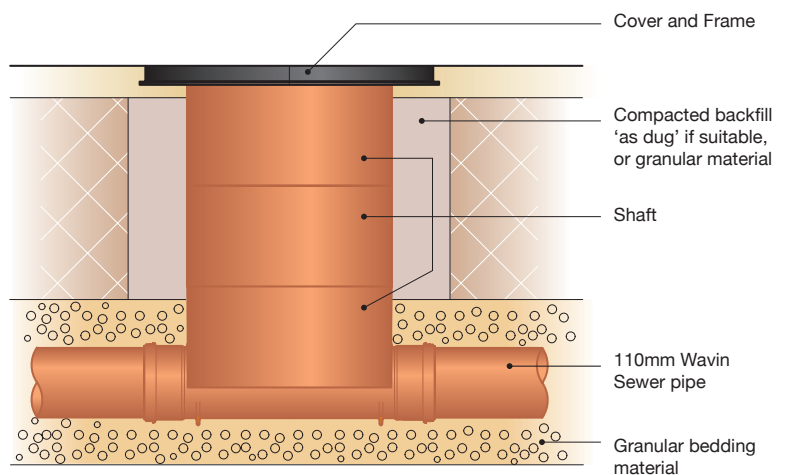
WAJ 110 Access Junctions comply with the following standards and regulations:

- EN 13598-1: 2010 ♡
- Building Regulations – Part H – to maximum depth 0.6m

### Multi-Base










### Typical installation detail



# Wavin Inspection Chambers and Manholes




## WAJ 110mm (4in)

Manufactured and independently certified to EN13598-1

	Product Code	SAP Code	Size / Description	Pack Qty	Pallet Qty
	D4150	3066834	<b>WAJ 1</b> 110mm (4in) Straight through	2	36
	D4151	3066833	<b>WAJ 2</b> 110mm (4in) Left or right hand 90° bend	2	36
	D4152	3066831	<b>WAJ 3</b> 110mm (4in) Left hand 90° junction	2	36
	D4153	3066829	<b>WAJ 4</b> 110mm (4in) Left hand 45° junction	2	36
	D4101	3066825	<b>WAJ 5</b> 110mm (4in) Left or right hand 45° junction	2	36
	D4154	3066828	<b>WAJ 7</b> 110mm (4in) Right hand 90° and 45° junction	2	36
	D4156	3066830	<b>WAJ 12</b> 110mm (4in) Right hand 45° junction	2	36







# Wavin Inspection Chambers and Manholes

	Product Code	SAP Code	Size / Description	Pack Qty	Pallet Qty
	D4157	3066832	<b>WAJ 13</b> 110mm (4in) Right hand 90° junction	2	36
	D4158	3066827	<b>WAJ 16</b> 110mm (4in) Left hand 90° and 45° junction	2	36
	D4159	3066826	<b>WAJ 18</b> 110mm (4in) Two 90° inlet junction	2	36

## WAJ Riser/Shaft

	Product Code	SAP Code	Size / Description	Pack Qty	Pallet Qty
	D4183	3029389	<b>WAJ Riser/Shaft</b> 315mm diameter x 150mm high	3	108

## WAJ Cover and Frame

	Product Code	SAP Code	Size / Description	Pack Qty	Pallet Qty
	D4493	3066824	<b>WAJ Adjustable Frame and Cover – A.15 loading</b> WAJ Adjustable top/frame	1	–
	D4490	3066805	300 x 300mm Cover A.15 Loading	10	240
	D4492	3066571	<b>WAJ Cover and Frame – A.15 loading</b> 300 x 300mm WAJ Cover and frame (comprised of the D4490 cover and D4491 frame)	10	240
	D4491	3066570	300 x 300mm Frame (Black)	1	–

# WAJ 160

## Wavin Access Junction

The Wavin Access Junction (WAJ 160) provides access from surface level to Wavin below ground 160mm diameter gravity drainage and sewer systems. The WAJ 160mm is available in 4 flow profiles and is complete with Wafix seals. The range of profiles along with the same invert level for entry & outlet minimises the risk of blockages. The WAFIX® seal provides security of water tightness whilst facilitating flexibility of installation misalignment.



### Applications

- Areas accessible to motor vehicles – Down to 0.6m deep under Building Regulations – Part H
- Load classification EN124:B125 with concrete plinth

### Key Features & Benefits

- Multiple options for maximum installation flexibility
- Fast, easy installation: no wet trades
- Lightweight: no lifting equipment required
- Push-fit shaft sections: one or more can be used to achieve required invert depth
- Final shaft section can be cut to required length
- No additional trench excavation required
- The 160mm inlets are level invert and fully swept to give maximum flow characteristics and to minimise the risk of blockage

### Key Dimensions

- Invert depth of base: 205mm
- Shaft section length: 1.0m
- Inlets/outlets: 160mm
- 1.0m shaft length available for flexible assembly to max installation depth: 0.6m. Ref Table 9 Part H Building Regulations 2010

### Material

- Polypropylene (PP)

### Compliance

- Multi-Base Inspection Chambers comply with the following standards and regulations:
- EN 13598-1: 2010 ♡
  - Building Regulations – Part H



Non entry Inspection Chamber



# Wavin Inspection Chambers and Manholes

## WAJ 160mm (6in)

Manufactured and independently certified to EN13598-2

	Product Code	SAP Code	Size / Description	Pack Qty	Pallet Qty
	D4461	4021998	<b>WAJ 1</b> 160mm (6in) Base only straight through		-
	D4464	4022001	<b>WAJ 4</b> 160mm (6in) Base only left hand 45°		-
	D4465	3018500	<b>WAJ 5</b> 160mm (6in) Base only left or right hand 45°		-
	D4462	4022003	<b>WAJ 12</b> 160mm (6in) Base only right hand 45°		-
	D4471	3040850	<b>1 Metre Shaft</b>		9
	D4480	3066597	<b>C I Cover and Skirt</b> EN124.B125 loading		9

# Wavin Chambers 450mm Universal Inspection Chamber



The Wavin 450mm Inspection Chamber provides access from surface level to Wavin below ground 110m & 160mm gravity drainage and sewer systems. The Wavin 450mm IC is available in 3 flow profiles.



## Applications

- EN124: A15 Loading  
Areas inaccessible to motor vehicles using polypropylene covers – D8936 or D8965

Note: May be suitable for car driveways up to 50Kn when frame is supported with concrete plinth. Contact Wavin technical for guidelines.

- EN124: B125 Loading  
Area accessible to motor vehicles using ductile iron cover and frame D8924 along with a concrete plinth

## Key Dimensions

- Height of bases:
  - 295mm for D4303
  - 270mm for D8923 and D8922
- 305mm shaft length available for flexible assembly to a max depth of 1m. Ref Table 9 Part H Building Regulations 2010

## Key Features & Benefits

- Fast, easy installation: no wet trades
- Lightweight: no lifting equipment required
- Push-fit shaft sections: one or more can be used to achieve required invert depth
- Final shaft section can be cut to required length
- No additional trench excavation required

## Compliance

Universal Inspection Chambers comply with the following standards and regulations:

- EN 13598-1: 2010 ♡
- Building Regulations – Part H

Non entry Universal  
Inspection Chamber











Look  
for the  
green  
seal

# Wavin Inspection Chambers and Manholes



## Wavin 450mm

Manufactured and independently certified to EN13598-1

	Product Code	SAP Code	Size / Description	Pallet Qty
	D4303	4037551	<b>Universal Inspection Chamber Bases</b> 110mm x 110mm	16
	D8923	4037681	160mm x 110mm	16
	D8922	4037680	160mm x 160mm	1
	D4304	4039692	<b>Inspection Chamber Shaft</b> 450mm x 305mm height	16
	D8965	3034160	<b>Round Cover and Frame PP</b> Polypropylene/BS 7158 – A15 to EN124. Locking screws	1
	D8938	4037677	<b>Square Cover and Frame</b> Polypropylene /BS 7158 – A15 to EN 124. Locking screws Can be suitable for loadings up to 50Kn when frame is supported by a concrete plinth	1
	D8924	4039552	<b>Ductile Iron Cover and Frame</b> EN124.B125 for Inspection Chambers	1
	D4305	3035780	<b>Inspection Chamber Plug (spare)</b> 110mm	10



# Wavin Tegra 600 Inspection Chamber

The Wavin Tegra 600 Inspection Chamber provides access from surface level to Wavin below ground gravity drainage and sewer systems for diameters 160mm, 200mm, 250mm & 315mm.



Tegra 600 is available in 6 flow profiles.

## Applications

- EN124: B125 Loading; EN124 D400 Loading  
Using ductile iron cover and frame along with a concrete plinth

## Key Dimensions

- Invert depth of base:
  - 646mm for 160mm & 200mm systems
  - 705mm for 250mm & 300mm systems
- 1m or 6m shaft lengths available for flexible assembly to a max depth of 1m. Ref Table 9 Part H Building Regulations 2010

## Key Features & Benefits

- Fast, easy installation: no wet trades
- Lightweight: no lifting equipment required
- Reinforced base plate to withstand groundwater pressure
- Shaft can be cut to required length
- All inlets and outlet sockets allow  $\leq 7.5^\circ$  movement in all directions

## Compliance

Tegra 600 chambers comply with the following standards and regulations:

- EN 13598-2: 2009 a
- Building Regulations – Part H
- Irish Water Code of Practice 2020 Rev 2



Tegra 600 non entry Chamber

# Wavin Inspection Chambers and Manholes

## Tegra 600

Manufactured and independently certified to EN13598-2

	SAP Code	Size / Description		SAP Code	Size / Description
 	2001533 2001530 2001531 2001532	<b>90° Bases</b> 160mm 200mm 250mm 315mm	 	3012391 3001917 3000243 3001919	<b>Base Tees</b> 160mm* 200mm* 250mm* 315mm*  *Not suitable for sewer applications (Stormwater only)
	2001541 2001538 2001539 2001540	<b>120° Bases (60°)</b> 160mm 200mm 250mm 315mm		3071397 4027039	<b>Tegra 600 Shafts</b> L= 1m L= 6m
	2001537 2001534 2001535 2001536	<b>150° Bases (30°)</b> 160mm 200mm 250mm 315mm		4000666	<b>Blank Base</b> Without inlets & outlets
	2001525 2001526 2001527 2001528	<b>180° Bases</b> 160mm 200mm 250mm 315mm		3066759	<b>Accessories</b> Tegra 600 Biscuit
 	3012392 3000245 3000246 3000247	<b>Base Crosses</b> 160mm 200mm 250mm 315mm	 	3083018 3066682 D4767  3069836 D4764	<b>Tegra Adaptors</b> 200mm x 9" 250mm x 9" 315mm x 9"  Tegra In-Situ Connector 160mm Tegra In-Situ Connector 200mm



# Wavin Tegra 1000 Manhole

The Wavin Tegra 1000 manhole provides access at channel invert to Wavin below ground gravity drainage and sewer systems for diameters 160mm, 200mm, 250mm & 315mm.

The modular structure comprises 3 elements: Base, Shaft & Cone.

Tegra 600 is available in 6 flow profiles.

## Applications

- EN124: B125 Loading; EN124 D400 Loading  
Using ductile iron cover and frame along with a concrete plinth

## Key Dimensions

- Invert depth of base:
  - 714mm for 160mm & 200mm systems
  - 825mm for 250mm and 315mm systems
- External shaft diameter: 683mm
- 1.2m, 2.4m, 3.1m or 6m shaft lengths available for flexible assembly to a max depth of 1.5m. Ref Table 9 Part H Building Regulations 2010

## Key Features & Benefits

- Fast, easy installation: no wet trades
- Lightweight: no lifting equipment required
- Reinforced base plate to withstand groundwater pressure
- Shaft can be cut to required length
- All inlets and outlet sockets allow  $\leq 7.5^\circ$  movement in all directions

## Compliance

Tegra 1000 chambers comply with the following standards and regulations:

- EN 13598-2: 2009 a
- Building Regulations – Part H


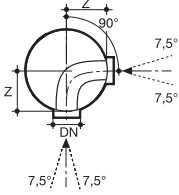

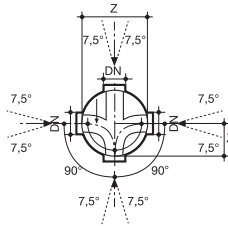
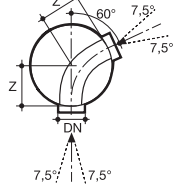

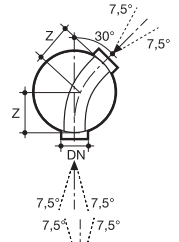

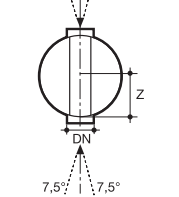


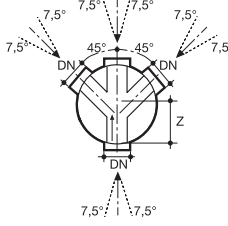




Tegra 1000 Manhole Chamber

# Wavin Inspection Chambers and Manholes

## Tegra 1000 Manhole


Complies with EN13598-2

	SAP Code	Size / Description		SAP Code	Size / Description
 	3041541 3041545 3041559 3041585	<b>Manhole Bases 90°</b> 160mm 200mm 250mm 315mm	 	3041543 3023797 3041582 3041587	<b>90° Double Junction (Left or Right Inlet)</b> 160mm 200mm 250mm 315mm
	3041544 3041548 3041584	<b>Manhole Bases 60°</b> 200mm 250mm 315mm		3023807	<b>Manhole Cone</b> 1000mm x 600mm opening
	3023767 3041547 3041583	<b>Manhole Bases 30°</b> 200mm 250mm 315mm		3023312 3023311 3023310 3021035	<b>Manhole Shafts</b> L= 1.2m L= 2.4m L= 3.6m L= 6.0m
	3041540 3023747 3041546 3023762	<b>Manhole Bases 180°</b> 160mm 200mm 250mm 315mm		4032050 4032049 4032048 4032047	<b>GRP Ladder (set including bracket)</b> 1.63m length – 6 steps, 1 bracket 2.83m length – 10 steps, 1 bracket 4.03m length – 14 steps, 2 brackets 5.23m length – 18 steps, 2 brackets
 	3041542 3023791 3041560 3041586	<b>45° Double Junction (Left or Right Inlet)</b> 160mm 200mm 250mm 315mm		4032025	<b>Ladder bracket</b> Ladder Strip plus 2 brackets
				3040837	<b>Ladder Plug</b>

# Wavin AquaCell Stormwater Management



## Wavin AquaCell Eco



### Application

Wavin AquaCell Eco is manufactured from specially reformulated, recycled material and has been specifically designed for shallow, non-trafficked, landscaped applications. Wavin AquaCell Eco is NOT suitable for locations subject to high water tables.

Wavin AquaCell Eco is typically suitable for installations to a maximum depth of 2.68 metres, to the base of the units from ground level, with a minimum cover depth of 0.3 metres. (CIRIA's recommendation, is to allow a cover depth of 0.5 metres in applications where a ride on mower may be used).

Any installation using Wavin AquaCell Eco must NOT be subjected to additional loading at any time. Trafficking by construction plant on site, including mechanical equipment, must be avoided.

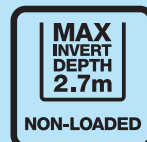
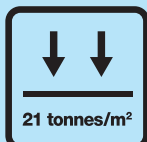
If trafficking of the buried tank by construction plant or, other vehicles is unavoidable, the installation should be constructed using AquaCell Core-R units.

The width of an Wavin AquaCell Eco installation should not exceed 12 metres to allow for mechanical backfilling without loading. There is no limit to the length of the installation.

### Features and Benefits


- **Manufactured from specially reformulated, recycled material**
- **Suitable for both soakaway and attenuation applications**
- **Proven vertical loading capacity of: 21.3 tonnes/m<sup>2</sup> (213kN/m<sup>2</sup>)**
- **Proven lateral loading capacity of: 5.2 tonnes/m<sup>2</sup> (52kN/m<sup>2</sup>)**
- **Integral "hand holds" for ease of carrying/handling**
- **BBA approved – Certificate No 03/4018**

Wavin  
AquaCell  
Eco





# Wavin AquaCell Core R



## Application

Wavin AquaCell Core R has been designed for use in deep applications, subject to regular and heavy traffic loadings, e.g. cars and HGV's. Wavin AquaCell Core R can also be used for deep soakaways and landscaped applications.

Typically for use down to depths of 6.68m in landscaped areas (6.43m trafficked by cars) to the base of the units from ground level, in best soil conditions.

Trafficking by heavy construction plant on site, including mechanical equipment, must be avoided until the minimum cover depth of 1.11 metres is in place.


## Features and Benefits

- Suitable for regular and heavy traffic loadings
- Proven vertical loading capacity of: **66.9 tonnes/m<sup>2</sup>** (669 kN/m<sup>2</sup>)
- Proven lateral loading capacity of: **12.3 tonnes/m<sup>2</sup>** (123kN/m<sup>2</sup>)
- BBA approved – Certificate No 03/4018
- Ideal for all types of shallow and deep projects including major attenuation and infiltration schemes

## Wavin AquaCell Core R



# Wavin AquaCell Plus R



## Application

Wavin AquaCell Plus R has been designed primarily for use in applications where inspection is required. It is suitable for use in all applications from landscaped areas to heavily trafficked areas (for vehicles up to 44 tonnes). The units can be used in combination with Wavin AquaCell Core R (and Eco if there is at least one layer of Core-R in between the Plus-R and Eco layer).


Extra lateral loading capacity allows installation at greater depths. Integral inspection channels in each unit combine to create viewing channels for the full length of the installed structure.

Typically for use down to depths of 7.82m in landscaped areas (7.57m trafficked by cars and 7.3m trafficked by HGV's) to the base of the units from ground level, in best soil conditions. Trafficking by heavy construction plant on site, including mechanical equipment, must be avoided until the minimum cover depth of 1.30 metres is in place.

## Features and Benefits




- Suitable for extra deep installations
- Inspectable (supplied with end cap for use when an inspection channel is not required)
- Proven vertical loading capacity of: **70.2 tonnes/m<sup>2</sup>** (702 kN/m<sup>2</sup>)
- Proven lateral loading capacity of: **15.1 tonnes/m<sup>2</sup>** (151 kN/m<sup>2</sup>)

## Wavin AquaCell Plus R









# Wavin AquaCell – Stormwater Management

## AquaCell Modular units

	Product Code	SAP Code	Size / Description	Pack Qty
	6LB025	4040289	<b>AquaCell Eco</b> <b>(for landscaped/ non-trafficked sites)</b> 160mm – for soakaway and storage applications - 1.0m x 0.5m x 0.4m 100% recycled polypropylene modular unit – 95% void. Supplied complete with three clips and two shear connectors (BBA No. 03/4018)	1
	6LB150	4064830	<b>AquaCell Core-R</b> <b>(for both regular and heavy traffic loadings)</b> 160mm – for soakaway and storage applications – 1.0m x 0.5m x 0.4m modular unit – 95% void. Supplied complete with three clips and two shear connectors	1
	6LB250	4064832	<b>AquaCell Plus-R</b> <b>(for deep and/ or inspectable applications in landscaped and regular/heavily trafficked areas)</b> 160mm – for soakaway and storage applications where inspectability is required – 1.0m x 0.5m x 0.4m modular unit – 95% void. Supplied complete with three clips, two shear connectors and one end cap	1



## Stormwater Management Accessories

	Product Code	SAP Code	Size / Description	Pack Qty
	E4552	4037679	<b>Flange Adaptor</b> 150mm 6UR socket for connection of UltraRib to infiltration unit at positions other than preformed opening (6LB104) Note : Made to order only	1
	E4556	4039642	<b>Flange Adaptor</b> 225mm 9UR socket for connection of UltraRib to infiltration unit (6LB106) Note : Made to order only	1
	6UR141	3039651	<b>Ancillary Items – S/S Adaptor</b> 150mm 6UR <sup>▲</sup> socket x 160mm EN 1401 spigot for connection of UltraRib to infiltration unit	1
	6UR099	3036403	<b>S/S Level Invert Reducer</b> 150mm to 110mm pipe	1
	6TW141	3036764	<b>S/S Adaptor</b> 150mm 6TW <sup>●</sup> socket x 160mm EN 1401 spigot	1
	D6113	3069832	<b>S/S Level Invert Reducer</b> 160mm to 110mm	1

▲ UR = UltraRib, ● TW = TwinWall



# Wavin AquaCell – Stormwater Management

	Product Code	SAP Code	Size / Description	Pack Qty
	C8018BK	3024840	SW/S Roof Cowl 110mm	1
	4D916	3036796	PE Adaptor 160mm spigot connection to Wavin AquaCell	1
	E4565	3019950	AquaCell Clip (spare) For joining units (6LB105)	1
	E4562	3019949	AquaCell Shear Connector (spare) For joining in multi-layer installations (6LB102)	1
	6LB202	3082539	AquaCell Plus-R End Cap (spare) For blocking off unused inlets/outlets	1

# Next Genius

Faster, easier and more sustainable

Welcome to the next generation attenuation performance of AquaCell NG.

- 3 x faster installation than previous generation AquaCell
- Nested design means units require only a quarter of the space on site, with 4 x fewer deliveries and 4x lower CO<sup>2</sup>

AquaCell NG

Next Generation attenuation

Totally tool free installation

Coming Soon!

100% recycled plastic



# Wavin Silt Traps – Stormwater Management




## Silt Traps

	Product Code	SAP Code	Size / Description	Pack Qty
	6LB600	4039858	<b>Silt Trap</b> 500mm dia x 1.25m depth* (160mm inlet and outlet)	1
	6D934	3038205	<b>P/E Shaft</b> 500mm dia x 1.5m depth	1
	6SC205	3039693	<b>Shaft Coupler Extension</b> 500mm dia TwinWall coupler and 2 ring seals, shaft of TwinWall pipe also required	1
	D8938	4037677	<b>Square Cover and Frame</b> Polypropylene – A15 to EN 124. Locking screws pedestrian loading	1
	6LB300	4040293	<b>Domestic Silt Trap</b> 250mm x 750mm depth with 110mm dia inlet and outlet spigots	1
	D4317	3037230	<b>Domestic Silt Trap Cover</b> 250mm Square Cover – A15 to EN 124, pedestrian loading	1
	6LB301	4040292	<b>Extension Piece for 6LB300</b> 250mm x 500mm depth (effective length = 335mm)	1
	6LB302	4040291	<b>Silt Trap Bucket for 6LB300</b> 200mm x 210mm depth	1

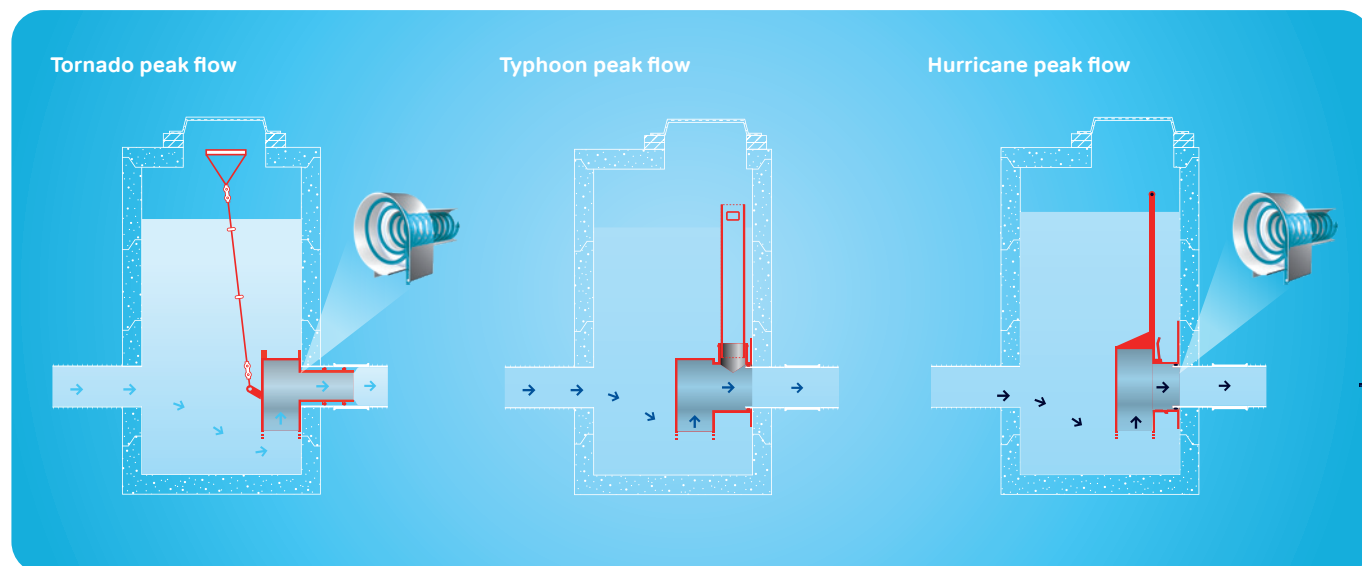
\*Non-stock item, lead time available on request.

# Wavin Vortex Valves – Stormwater Management

## Vortex Flow Control Valves

	Product Code	SAP Code	Size / Description
	—	—	<b>Tornado*</b> Comes complete with an integral pivoting bypass door and stainless steel wire rope, facilitating emergency drain-down from ground level. Spigot or plate fixing options available.
	—	—	<b>Hurricane*</b> Comes complete with lifting handle, which enables easy and convenient de-mounting/mounting of the valve from ground level. Spigot or plate fixing options available.
	—	—	<b>Typhoon*</b> Comes complete with integral drain down facility via a removable up-stand pipe from ground level. Spigot or plate fixing options available.

\* The vortex valves are bespoke and custom built for any required discharge rate, contact Technical Design for more information.




# Wavin Garastor – Stormwater Management

The Garastor unit/ orifice flow control with a maximum 1.4 litres for a .4m head.

	Product Code	SAP Code	Size / Description	Pack Qty
	6SC501	4039861	<b>Garastors</b> Storm and Surface water control chamber 500mm dia x 1.25m deep unit *	1
	D8938	4037677	<b>Cover &amp; Frame</b> Shaft cover and frame – A15 main unit connection kit	1
	6SC200	3039658	<b>Garastor Connection Kit</b> Section of 150mm TwinWall pipe (220mm in length) and 2 ring seals	1
	6D934	3038205	<b>P/E Shaft</b> 500mm dia x 1.5m depth	1
	6TW141	3036764	<b>S/S Adaptor</b> 150mm 6TW <sup>®</sup> socket x 160mm EN 1401 spigot	1

\*Non-stock item, lead time available on request.



## Discharge value

The Garastor control unit manages discharge from small domestic attenuation devices such as AquaCell. The attenuation units should be no greater than one unit deep with a discharge value of up to 1.4 l/s.

## Water flow

Storm or surface water flows into the unit via 110mm pipe. If the flow is moderate, the water is stored in the chamber before being slowly released. If the flow is heavy, the water is diverted from the chamber into an attenuation unit for temporary storage and then release under controlled conditions.



# Wavin Q-Bic Plus Stormwater management

The Q-Bic Plus geocellular system has been uniquely engineered to combine ease of access and speed of installation. The system is a fully BBA approved, modular SuDS technique for managing stormwater.



## Applications

The Q-Bic Plus system can be used either as a temporary storage tank or a soakaway, particularly where accessibility into the tank is required. It is suitable for a wide range of landscaped and trafficked applications, including:

- Landscaped
- Parks
- Domestic gardens
- Residential developments
- Car parks & roads
- Industrial/commercial areas

## Infiltration or attenuation?

The Q-Bic Plus range can be used either as:

- A soakaway (when using the Perforated Base Plate) whereby the units will be installed in suitable pervious soils so the units can be wrapped in a geotextile to allow infiltration of the stormwater into the surrounding ground, or
- As an attenuation tank (when using the Solid Base Plate) in impervious ground (e.g. clay) where infiltration is not possible, here the units are wrapped in a geomembrane (which is in turn wrapped in a protective geotextile layer) so that the structure can hold the stormwater temporarily until local drainage flows can accept it for normal disposal at a permissible outflow rate

## Features & benefits

The Q-Bic Plus range can be used either as:

- Fully BBA approved under certificate No. 17/5394
- Proven vertical loading capacity of 32.5 tonnes/m<sup>2</sup> and lateral loading capacity of 10.8 tonnes/m<sup>2</sup>
- The open void structure gives class leading levels of access for inspection and maintenance, with;
  - 70% open floor space with both vertical and lateral access, allowing easy deployment of inspection and cleaning equipment
  - Inspection access and inlets/outlets that can be placed in almost any position
  - Guide channels inside the system, ensuring smooth, unobstructed access
- Fast, easy to install units, with push-fit functionality and patented integrated connectors, with no need for separate pegs or clips
- Modular design gives freedom to configure any shape of tank to suit the site conditions
- Lightweight and easy to carry with ergonomic hand grips and a walkable top deck
- Can be used as part of a SuDS scheme to help reduce flood risk

The Q-Bic Plus system is modular in its design and comprises of easy to install components that can be designed to create a tank or soakaway to suit the needs of a specific site. The components are explained here:

## Connection Plate

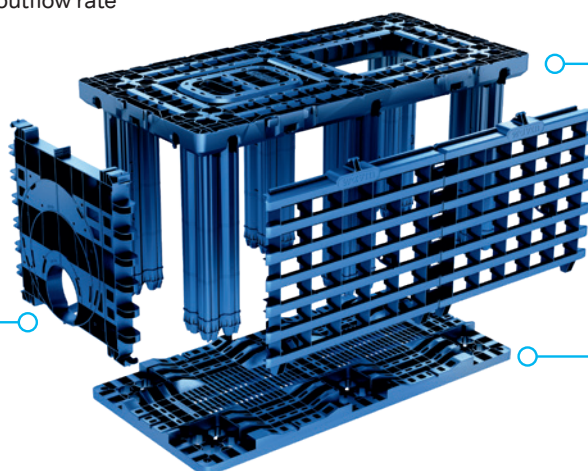
(Available with a 160mm dia open socket or 315mm dia open socket)

## Column Unit

## Side Plate

## Base Plate


(Available as a solid or perforated plate)





# Wavin Q-Bic Plus – Stormwater Management


Q-Bic Plus – Inspectable & cleanable infiltration/attenuation system

	SAP Code	Size / Description	Pack Qty
	3059730	<b>Q-Bic Plus Infiltration Unit</b> 1200 x 600 x 600mm	1
	3059731	<b>Q-Bic Plus Solid Base Plate</b> (attenuation applications) 1200 x 600 x 70mm	1
	3059732	<b>Q-Bic Plus Perforated Base Plate</b> (infiltration applications) 1200 x 600 x 70mm	1
	3084342	<b>Q-Bic Plus Lateral Side Plate</b> (infiltration applications) 1184 x 543 x 50mm	1
	3070654	<b>Q-Bic Plus Set Right &amp; Left Side Plate</b> 600mm	1
	3059735	<b>Q-Bic Plus Kit Pipe Connector</b> 160-400mm	1

# Wavin Water Mains Polyethylene Pipe

## Applications

Increasingly, conventional PE pressure pipe installation in an equalizing bed is being replaced by trenchless procedures such as, for example, ploughing, horizontal drilling or bursting, as well as pipe installations without an equalizing bed. Such alternative installation methods, however, expose the pipes to additional short and long-term loads, such as those resulting from adjacent stones or obstacles in the bedding zone.



It has been shown that PE 100 standard materials are unable to achieve their anticipated 100-year service life where these additional stresses are present. As a result, Wavin, working in conjunction with the raw materials industry, invented the first pressure pipe design capable of resisting these stresses for more than 100 years. Today, the employed raw material is known as PE 100-RC.


## Introduction to SafeTech RC<sup>n</sup>

Wavin SafeTech RC<sup>n</sup> is a coextruded two-layer pipe with protective properties, made from PE 100-RC materials. The acronym "RC" in the name PE 100-RC stands for "resistance to crack" and describes the resistance of a pipe material to slow crack growth. The outer signal layer, which makes up approximately 10% of the pipe wall thickness, is coloured according to the medium that is to be transported.


SafeTech RC<sup>n</sup> is a PE 100-RC pipe that not only complies with European standards, but also satisfies the minimum requirements of the German PAS 1075 (publicly available specification).

## System Benefits

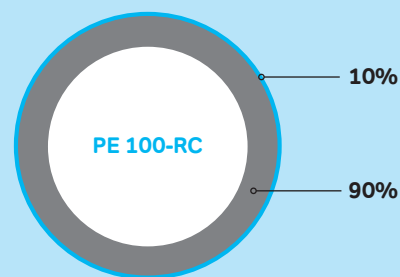
- Coextruded PE 100-RC pipe with an approx. 10% outer layer, coloured for the medium
- Resistance against crack  
Resistance against slow crack growth is ten times better compared to standard PE 100 pipes
- Directional Drilling  
Wavin SafeTech RC<sup>n</sup> pipes are suitable for all No-Dig or trenchless installations



Two layer pipe • Inside protection layer




SafeTech RC<sup>n</sup>



# Wavin Water Mains – Polyethylene pipe

SafeTech RC<sup>n</sup> Watermain – PE 100



Straight Lengths: SDR 11 / 16 Bar

Nominal OD (mm)	Wall Thickness (mm)	SAP Code	Length (m)
90	8.2	3053714	12
110	10.0	3053604	12
125	11.4	3053446	12
160	14.6	3053462	12
180	16.4	3053599	12
225	20.5	3053602	12
250	22.7	3015437	12
280	25.4	3015438	12
315	28.6	3015439	12
355	32.2	3015440	12
400	36.3	3015441	12
450	40.9	3015442	12
500	45.4	3070757	12

Straight Lengths: SDR 17 / 10 Bar

Nominal OD (mm)	Wall Thickness (mm)	SAP Code	Length (m)
90	5.4	3053713	12
110	6.6	3053605	12
125	7.4	3053529	12
160	9.5	3053603	12
180	10.7	3053600	12
225	13.4	3053601	12
250	14.8	3015461	12
280	16.6	3015366	12
315	18.7	3015375	12
355	21.1	3015462	12
400	23.7	3015463	12
450	26.7	3015464	12
500	29.7	3065649	12



Coils: SDR 11 / 16 Bar

Nominal OD (mm)	Wall Thickness (mm)	SAP Code	Length (m)
90	8.2	3015425	100
110	10.0	3072741	100
125	11.4	3072444	100


Coils: SDR 17 / 10 Bar

Nominal OD (mm)	Wall Thickness (mm)	SAP Code	Length (m)
90	5.4	3015444	100
110	6.6	3053716	100
125	7.4	3072742	100

# Wavin Water Mains – Polyethylene pipe

## Wavin Polyethylene (MDPE, HPPE)

Manufactured in accordance with EN12201

	Product Code	SAP Code	Size / Description	Length	Pressure Rating
			<b>Medium Density PE (MDPE 80) – Blue</b>		
	H9610	3038096	20mm	25m	12.5 bar
	H9614	3038117	20mm	50m	12.5 bar
	H5536	3038136	20mm	100m	12.5 bar
	H9611	3038151	25mm	25m	12.5 bar
	H5540	3038135	25mm	50m	12.5 bar
	H5537	3038137	25mm	100m	12.5 bar
	H5524	3038086	32mm	25m	12.5 bar
	H9615	3031926	32mm	50m	12.5 bar
	H5555	3038169	32mm	100m	12.5 bar
	H5541	3038224	50mm	100m	12.5 bar
	3038250	3038250	50mm	150m	12.5 bar
H5550	3038273	63mm	100m	12.5 bar	
			<b>High Performance PE (HPPE 100) – Blue</b>		
	H2997	3066509	90mm	12m	SDR 17
	H3019	3066519	90mm	100m	SDR 17
	H2991	3066506	110mm *	12m	SDR 17
	H3018	3066518	110mm *	100m	SDR 17
	H3024	3066523	125mm	100m	SDR 17
	H3025	3066524	125mm	100m	SDR 17
	H3029	3066525	160mm *	12m	SDR 17
	H3017	3066517	180mm *	12m	SDR 17
			<b>High Performance PE (HPPE 100) – Blue</b>		
	H2994	3066508	90mm *	100m	SDR 11
	H2999	3066510	110mm	12m	SDR 11
	H3027	3066550	125mm *	100m	SDR 11
	H3020	3066520	160mm	12m	SDR 11
	H3023	3066522	180mm	12m	SDR 11

Standard Dimensional Ratio (SDR): The Standard Dimension Ratio (SDR) is used to describe the relationship between pipe diameter, wall thickness and therefore the pressure rating of the pipe. The relationship between the pipe OD and the wall thickness remains constant for all pipe sizes for a given pressure rating, and can be expressed in the following equation:

$$\text{SDR} = \frac{\text{Pipe Outside Diameter (minimum)}}{\text{Pipe Wall Thickness (minimum)}}$$

\* = Limited Stock

# Wavin

## Electrofusion Fittings

### Introduction

#### Key Approvals and Standards

All Wavin products are manufactured under a quality management system accredited to EN ISO 9001: 2000 (certificate No. FM00217) and which is listed in the BSI Register of Assessed Capability. Wavin pressure Pipe systems have all the relevant approvals where applicable.

#### PE Fittings

- EN 12201: 2003 Plastic piping systems for water supply
- Polyethylene (PE)





#### Important Note:

All Wavin Electrofusion Fittings have pin size 4.0mm. For use with UK Electrofusion machines, 4.7mm adaptors may be required. EF pins or EF LED Adaptors.

Wavin Electrofusion stub flanges are not supplied with backing rings/flanges. These items need to be ordered separately.



### Electrofusion Fittings – 16 Bar

	SAP Code	Description	Size (mm)		SAP Code	Description	Size (mm)
	4018385	EF Couplers	20		4018410	EF Elbows 90°	90
	4018364		25		4018414		110
	4018365		32		4026875		125
	4018368		63		4018424		160
					4023713		180
	3023119		90		4018391	EF Elbows 45°	32
	4026873		110		4018399		50
	4018372		125		4018403		63
	4018374		160				
	4018375		180				
	4018577	EF Reducers	25x20		4018409		90
	4023509		32x20		4018413		110
	4018580		32x25		4039455		125
	4018595		63x32		3040515		160
	4018597		63x50		4023712		180
	4018604		90x63		4024150	EF Equal Tees 90°	20
	4060696		110x63		4018455		25
	4018608		110x90		4018457		32
	4063197		125x125		4018464		50
	4039456		125x90		4018470		63
	4060697		160x90				
	4024149	EF Elbows 90°	20		4018481		90
	4018388		25		4018486		110
	4018392		32		4043897		160
	4018400		50		4041212		180
	4018404		63				



# Wavin

## Electrofusion Fittings

### Electrofusion Fittings – 16 Bar

	SAP Code	Description	Size (mm)		SAP Code	Description	Size (mm)	
	4042097	<b>EF Branch Saddles</b>	110x90		4018649		90	
	4041241		110x110		4018651		110	
	4041242		125x90		4018653		125	
	4041243		125x110		4023511		160	
	3040499		160x90					
	3039940		160x110					
	4041244		160x125					
	4041245		180x90					
	4041330		180x110					
	4047681		180x125					
	4052769	<b>EF Tapping Saddles</b>	63x20		4024201	<b>EF Accessories</b> Tapping Saddle Key Key ST SW17		
	4024611		63x25				4020754	Adapters 90° pair d4.7
	4024612		63x32					
	4042582		90x20					
	4039436		90x25					
	4024615		90x32					
	4047657		110x20					
	4039450		110x25					
	4024618		110x32					
	4052770		125x20					
	4039457		125x25					
	4024622		125x32					
	4042581		160x20					
	4039487		160x25					
	4024625		160x32					
	4048388		180x25					
4023655	180x32							
	4040929	<b>EF Flange Adaptors</b>	63					
	4018681		90					
	4046407		110					
	4018683		125					
	4018685		160					
	3039503		180					
	4018295	<b>EF Backing Rings (Steel PN16)</b>	DN 50	63				
	4018297		DN 80	90				
	4018298		DN 100	110				
	4018299		DN 100	125				
	4018300		DN 150	160				
	4018301		DN 150	180				
			4018674	<b>EF End Caps</b>	20			
4018638		25						
4018640		32						
4018644		50						
4018646		PF (with integral pipe fixation)	63					


Note 1: All Wavin Electrofusion Fittings have pin size of 4.0mm. For use with UK electrofusion machines, 4.7mm adaptors may be required-EF pins of EF LED adaptors.

Note 2: Wavin Electrofusion stub flanges are not supplied with backing rings/flanges. These items need to be ordered separately.




Class B and Eircom duct bends also available

# Wavin Ducting


## Pipes

	Product Code	SAP Code	Size / Description	Pipes per Frame
	M8505	3066540	<b>Ducting Pipes Socketed*</b> 60mm	132
	M8506	3066541	110mm	114
	M8511	3066543	160mm	46
	M8525	3066547	110mm Public Lighting Duct Red PVC	114

## Fittings

	Product Code	SAP Code	Size / Description	Pack Qty
	M9001	3066671	<b>Bends 90° Socketed</b> 60mm	1
	M9007	3066675	110mm	1
	M9009	3066676	160mm	1
	M9010	3066677	<b>Bends 45° Socketed</b> 60mm	1
	M9005	3066674	110mm	1
	M9016	3066678	160mm	1
	M9003	3066673	<b>Bends 22½° Socketed</b> 110mm	1
	M9017	3066679	160mm	1
	M9002	3066672	<b>Bends 11¼° Socketed</b> 110mm	1
	M9018	3067017	160mm	1
	M9008	3066590	<b>Straight Connectors</b> 60mm	1
	M9020	3066804	110mm	1
	M9021	3066802	160mm	1



\*Other speciality PVC-U ducting pipe such as Class 1, Class 2 ENATS, 450KN with a range of colour options, are available upon request.



# Wavin ESB

## Ducting



### Pipes

	Product Code	SAP Code	Size / Description	Pipes per Frame
	M1999 M2002	3066529 3066530	<b>ESB PVC</b> 125mm S/S 6m length 160mm S/S 6m length	77 46
	M1915 M1914	3066710 3066708	<b>ESB Coils Plain Ended</b> 50mm x 50m 50mm x 100m	1 1
	M1913	3066709	<b>Straight Length Plain Ended Polyethylene Duct</b> 50mm x 6m length	144

### Fittings

	Product Code	SAP Code	Size / Description	Pack Qty
	M1926 M1901 M1921	3066670 3066866 3066665	<b>ESB Bends 90°</b> 44mm 125mm 160mm	1 1 1
	M1902 M1922	3066661 3066666	<b>ESB Bends 45°</b> 125mm 160mm	1 1
	M1903 M1923	3066662 3066667	<b>ESB Bends 22½°</b> 125mm 160mm	1 1
	M1904 M1924	3066663 3066668	<b>ESB Bends 11¼°</b> 125mm 160mm	1 1
	M1925	3066669	<b>Hockey Stick</b> 44mm	1
	M1935 M1906	3066739 3066664	<b>PVC Connectors</b> 50mm 125mm	- -
	M1908	3066867	<b>PVC Repair Collar</b> 125mm	-

# Wavin ESB Meter Cupboards

	Product Code	SAP Code	Size / Description	Pack Qty
	Q0055	3066771	<b>Meter Cupboard</b> ESB Meter Cupboard	60
	Q0057	3066772	ESB Meter Cupboard Door	1
	Q0058	3066770	ESB Meter Cupboard Key	1

Above and Below ground systems

# Contact Information

## Customer Service

Tel: +353 (0) 1802 0200

Email: [customerservice.ie@wavin.com](mailto:customerservice.ie@wavin.com)

## Technical Advice

Tel: +353 (0) 1802 0200

Email: [projects.ie@wavin.com](mailto:projects.ie@wavin.com)

## Website

[www.wavin.ie](http://www.wavin.ie) is the place to find overview of our ranges, individual item information, literature via our download centre, news, events via our knowledge centre and MyPortal (for BIM Revit packages and the Wavin AS+ Soundchecker tool).









Wavin is part of Orbia, a community of companies working together to tackle some of the world's most complex challenges. We are bound by a common purpose: To Advance Life Around the World.

Orbia's Building and Infrastructure business Wavin is an innovative solutions provider for the global building and infrastructure industry. Backed by more than 60 years of product development experience, Wavin is advancing life around the world by building healthy, sustainable environments for global citizens. Whether it's to improve the distribution of clean drinking water, to make sanitation accessible for everyone, to create climate resilient cities, or to design comfortable living spaces, Wavin collaborates with municipal leaders, engineers, contractors, and installers to help future-proof communities, buildings and homes. Wavin has 12,000+ employees around 65 production sites worldwide, serving over 80 countries through a global sales and distribution network.

Wavin Ireland Ltd | Balbriggan | Co Dublin | K32 K840  
 Tel. 01 8020200 | [www.wavin.ie](http://www.wavin.ie) | [info.ie@wavin.com](mailto:info.ie@wavin.com)

© 2023 Wavin Wavin reserves the right to make alterations without prior notice. Due to continuous product development, changes in technical specifications may change. Installation must comply with the installation instructions.