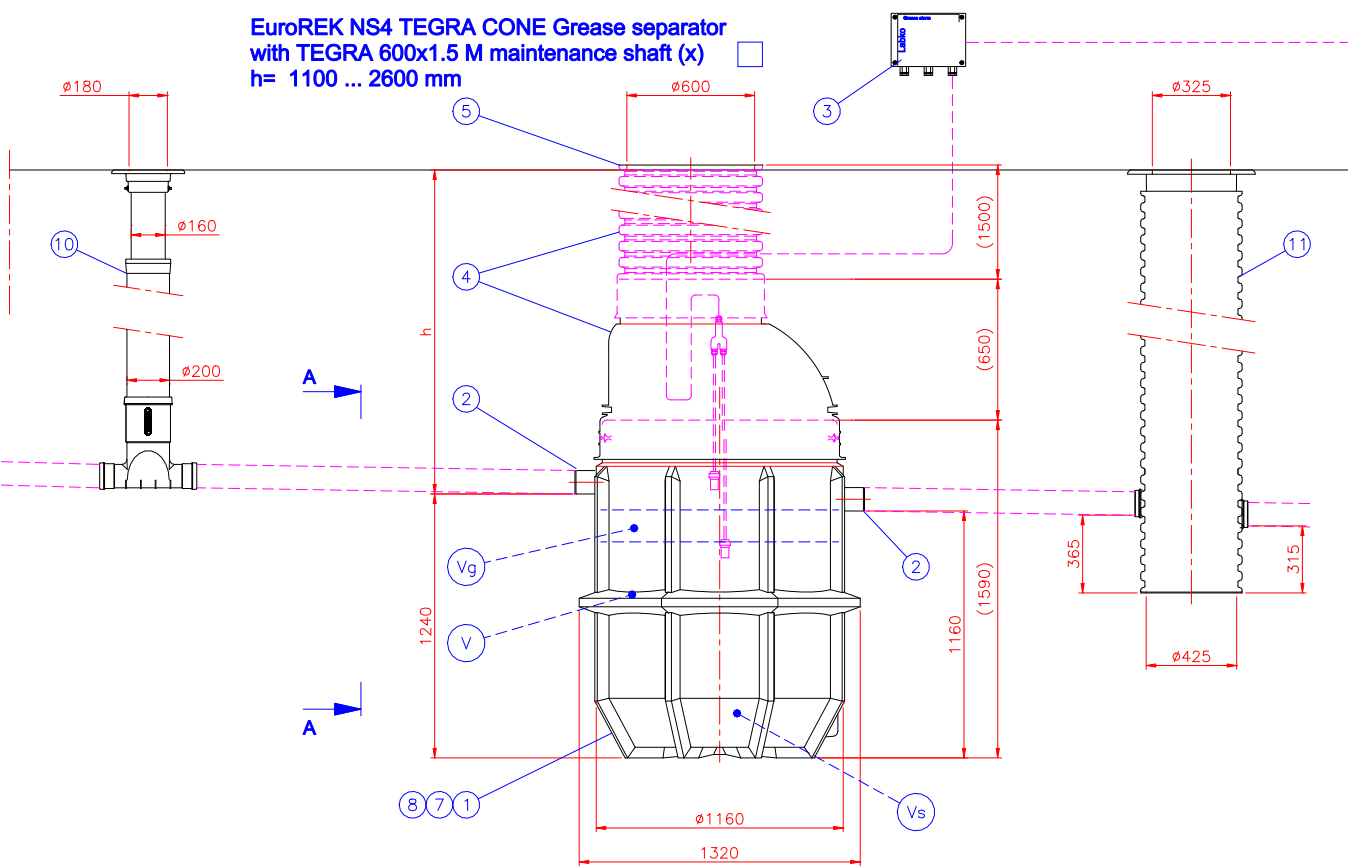
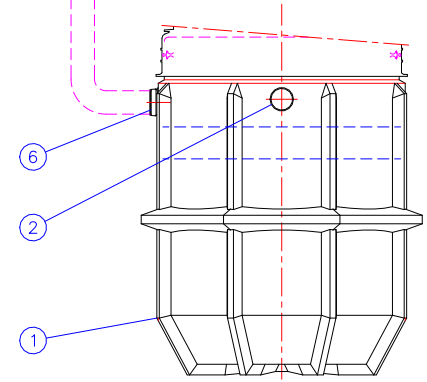


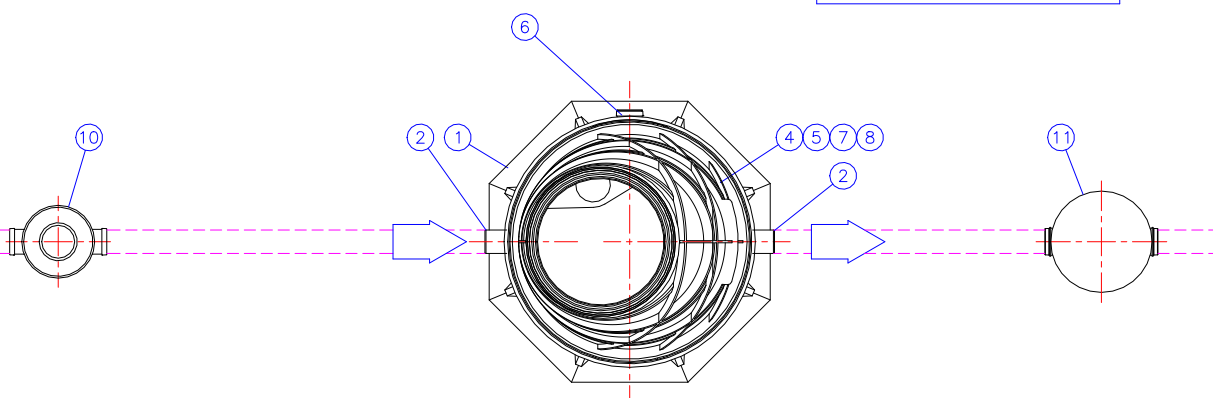
**EuroREK NS4 TEGRA CONE Grease separator
with TEGRA 600x1.5 M maintenance shaft (x)**
h= 1100 ... 2600 mm



Det. A - A:



All pipes ∇ min. 10 mm/m



1	EuroREK NS4 TEGRA CONE grease separator (EN1825) Max. flow rate 4 l/s PE-MD body temperature endurance max. 50°C	ϕ 1160/1320 H=1590 mm	1
	V	Total volume	1000 l
	Vg	Grease storage capacity	160 l
	Vs	Sludge storage capacity	400 l
2	Inlet / Outlet sewer	D110	1/1
3	Grease alarm unit		1
4	Maintenance shaft D600/1000, material PP h = 1100...2600 mm with TEGRA 600x1.5 m maintenance pipe (x) <input type="checkbox"/> h = 1100 without TEGRA 600x1.5 m maintenance pipe (x) <input type="checkbox"/> h = installation depth of separator from ground surface (mm) h = _____ mm (Max. 2600 mm)		1
5	Cover (as needed)		1
6	Ventilation outlet (as needed)	D110	1

ACCESSORIES:			
7	ACCESSORY: Anchoring belt (Polyester), weight capacity 1000 kg, 4 pcs	(x) <input type="checkbox"/>	
8	Anchoring plates package, GRP, 2 pcs	(x) <input type="checkbox"/>	
9	Data transfer unit	(x) <input type="checkbox"/>	

10	Inspection chamber D200/110	(x) <input type="checkbox"/>	
11	Wavin NOK D425/D110 sampling shaft	(x) <input type="checkbox"/>	

**Maximum SLW60 (100kN/m²) traffic load if 1,0m hard surface coverage above inlet (water level).
Maximum groundwater level not limited
Max depth is 2.6 m from cover down to inlet (water level).**

This drawing and the technical information included in the drawing are property of Wavin Finland
All the national regulations concerning this product have to be checked before purchase of the product.
Installation have to be done according to installation manual.

Title: EuroREK NS4 TEGRA CONE Grease separator (EN1825)		Drawing type: CUSTOMER DRAWING	
Design by: AL/HT/JS	Approved by: HT 18.09.2018	Drawing no.: 32EB07be	Date: 18.09.2018
Construction site:		Scale:	
		WAVIN FINLAND VISIKKATU 1 FIN-33720 TAMPERE FINLAND tel. +358 20 1285200 fax. +358 20 1285200	