

Above and below ground systems



Above and below ground systems

Contents



Introduction to Hep₂O plumbing	2	Introduction to Wavin Waste	81	Stormwater Management	149-159
Hep ₂ O flexible plumbing – Metric	3-11	White Waste	82-83	Polyethylene pipe	160
Hep ₂ O flexible plumbing – Imperial	12-15	PVC-C Black Waste	84-85	Introduction to Electrofusion Fittings	161
		PVC-U White Waste	85	Electrofusion Fittings	162-165
Introduction to Underfloor Heating	16	Introduction to Wavin AS	86	Duct	166-167
Underfloor Heating	17-23	Wavin AS	87-91	Meter Boxes	168
Wavin's BIM Revit Content Packages	24	Introduction to Wavin HDPE	92		
		HDPE	93-101		
Introduction to K1 metal plastic	25	Introduction to Wavin Rainwater Systems	102		
K1 metal plastic	26-38	Rainwater – RoundLine	103-105		
		Rainwater – SquareLine	106-107		
Introduction to Wavin GP UV Stabilised Duct	39	Rainwater – StormLine	108-109		
		Rainwater – DeepLine	110		
Introduction to Wavin Soil – PVCu Push-fit System	40	Rainwater – SuperLine	111		
Push-fit soil – Black	41-45	Rainwater – RoofLine	112		
Push-fit soil – Grey	46-52	Rainwater – Ancillaries	113-114		
Push-fit soil – White	53-56	Standards and Compliance for Sewer	115-116		
Introduction to Wavin Soil – Solvent Weld System	57	Introduction to Wavin Sewer	117		
Solvent Weld soil – Grey	58-63	Glossary of Terms	118		
Introduction to Compact Soil	64	Foul Sewer Pipe	119		
Compact Soil – Ring Seal	65-69	Foul Sewer Ring Seal Fittings	120-124		
Compact Soil – Solvent Weld	70-76	Gully Traps and Accessories	125-128		
WC Connectors	77	UltraRib	129-132		
Soil Ancillaries	78	Domestic Channels	133		
Introduction to Hep_vO	79	Introduction to Chambers	134		
Hep _v O and HepFlex Waste	80	Inspection Chambers and Manholes	135-148		

Above ground systems

Introduction to Hep₂O plumbing



Hep₂O flexible push fit plumbing has been developed in response to installer feedback, and has a number of unique and innovative features and benefits including;

- ⊙ In4Sure™ joint recognition – tells you when the pipe is in
- ⊙ Secure demounting with the new HepKey™ system
- ⊙ New, improved SmartSleeve™ stays captive in the pipe
- ⊙ 50 year industry leading Guarantee
- ⊙ Flexible pipe which comes off the coil straight

Standards and Approvals

Hep₂O meets the requirements of Class S of BS 7291, parts 1 and 2 and is manufactured within a Quality Management System which satisfies BS EN ISO 9002.

Hep₂O is also approved by WRAS – deemed safe for use in the supply of drinking water.

Guarantee

As a result of its rigorous Quality Management programme, Hep₂O carries a 50 year guarantee against defect in materials or manufacturing of all their pipe and fittings.



Ranges

Imperial and Metric

The flexible plumbing system is available in both imperial and metric sizes.

The fittings are distinguishable by their internal sleeve collars:

- ⊙ Imperial – Grey Internal Collar
- ⊙ Metric – White Internal Collar

Important Note:

Fittings of all product ranges must be ordered in their pack multiples as illustrated in catalogue.

Hep₂O fittings are pre-lubricated, no additional lubrication is required.

DO NOT use any flux, jointing compound or non Hep₂O lubricant on Hep₂O fittings.

Key to Colour Reference




Code Suffix	Product Colour
BL	Black
BU	Blue
RD	Red
W	White

Email: ie.info@wavin.com Tel: +353 (0) 1802 0202

Above ground systems

Product details **Hep₂O flexible plumbing – Metric**

Polybutylene Pipe

	Product Code	SAP Code	Description	Nom Dia mm	Pack Qty
	Pipe Coils Barrier Straight Coiled Lengths in SmartPack dispensers				
	HXX100/15W	3029638	100m	15	1
	HXX50/22W	3029645	50m	22	1
	HXX25/28W	3029642	25m	28	1
	HXX50/28W	3029646	50m	28	1
	Pipe in Pipe System				
	HXXC5015BU	3011285	50m	15	1
	HXXC5015RD	4013649	50m	15	1
	HXXC5022BU	3011286	50m	22	1
	HXXC5022RD	4013650	50m	22	1
	HXXC2528BU	4013647	25m	28	1
	HXXC2528RD	4013651	25m	28	1
Please Note: Order pipe by unit (coil) not by metre					
	Pipe Lengths Barrier				
	HXX06/15W	3030789	6.0m	15	40
	HXX06/22W	3030790	6.0m	22	20
	HXX06/28W	3030791	6.0m	28	12



Above ground systems

Product details **Hep₂O flexible plumbing – Metric**

Demountable Fittings






	Product Code	SAP Code	Description	Nom Dia mm	Pack Qty
	HX60/15W	3029622	SmartSleeve Pipe Support	15	50
	HX60/22W	3029623		22	50
	HX60/28W	3030691		28	20
			*priced per pack		
	HD1/15W	3029590	Straight Connector	15	10
	HD1/22W	3029591		22	10
	HD1/28W	3030695		28	5
	HD2/22W	3029603	Socket Reducer	22	10
	HD2/28W	3030692	22 x 15mm	28	5
			28 x 22mm		
	HD3B/22W	3070724	Socket/Socket Reducer	22	10
	HD4/15W	3029612	Spigot Elbow 90°	15	5
	HD4/22W	3029613	Single Socket	22	5
	HD5/15W	3029616	Elbow 90°	15	10
	HD5/22W	3029617		22	10
	HD5/28W	3030673		28	5
	HD8/15W	3030680	Obtuse Bend 135°	15	10
	HD8/22W	3030681	Single Socket	22	10
	HD10/15W	3029593	Equal Tee	15	10
	HD10/22W	3029594		22	10
	HD10/28W	3030675		28	5
	HD12/22W	3029595	End Reduced Tee	22	5
	HD12/28W	3030674	22 x 15 x 22mm	28	5
			28 x 22 x 28mm		

	Product Code	SAP Code	Description	Nom Dia mm	Pack Qty
	HD18/22W	3030719	Double End Reduced Tee 15 x 15 x 22mm	22	5
	HD18/28W	3030720	22 x 22 x 28mm	28	5
	HD13/22W	3029597	Branch Reduced Tee 22 x 22 x 15mm	22	5
	HD13A/28W	3030671	28 x 28 x 15mm	22	5
	HD13/28W	3030672	28 x 28 x 22mm	28	5
	HD15/22W	3030717	Branch Reduced Tee – Spigot 22 x 22 x 15mm	22	5
	HD14/22W	3029600	Branch and One End Reduced Tee 22 x 15 x 15mm	22	5
	HD14/28W	3030670	28 x 22 x 22mm	28	5
	HX20/15W	3030706	Tank Connector with BSP tail & backnut (For cold water use only) BSP 1/2"	15	10
	HX20/22W	3030707	BSP 3/4"	22	10
	HX20/28W	3041309	BSP 1"	28	5
	HD25A/15W	3029604	Straight Tap Connector with brass nut and alternative rubber washer BSP 1/2" *	15	10
	HD25B/15W	3029605	BSP 3/4" *	15	5
	HD25B/22W	3030696	BSP 3/4" *	22	5
			* For intermittent hot and cold water use up to a maximum of 65°C. Not for use with Central Heating		
	HD27/15W	3029610	Bent Tap Connector with brass nut and alternative rubber washer BSP 1/2" *	15	5
				* For intermittent hot and cold water use up to a maximum of 65°C. Not for use with Central Heating	

Above ground systems

Product details Hep₂O flexible plumbing – Metric

	Product Code	SAP Code	Description	Nom Dia mm	Pack Qty
	Flexible Tap Connectors				
	Hep ₂ O x BSP Nut (with Brass Nut and rubber washer)				
	HD125A/15W	3030697	300mm BSP 1/2" *	15	2
	HD125B/15W	3030698	300mm BSP 3/4" *	15	2
	HD125B/22W	3030699	300mm BSP 3/4" *	22	2
	HD225A/15W	3030700	500mm BSP 1/2" *	15	2
	HD225B/15W	3030701	500mm BSP 3/4" *	15	2
HD225B/22W	3030702	500mm BSP 3/4" *	22	2	
* For intermittent hot and cold water use up to a maximum of 65°C. Not for use with Central Heating					
	Hep ₂ O x Hep ₂ O				
	HD125H/15W	3039575	300mm 15mm x 15mm *	15	2
	HD125H/22W	3039576	300mm 22mm x 22mm *	22	2
	HD225H/15W	3039580	500mm 15mm x 15mm *	15	2
	HD225H/22W	3039581	500mm 22mm x 22mm *	22	2
* For intermittent hot and cold water use up to a maximum of 65°C. Not for use with Central Heating					
	Hep ₂ O Brass Service Valve x BSP Nut (with Brass Nut and rubber washer)				
	HD125E/15W	3039570	300mm BSP 1/2" *	15	2
	HD125E/22W	3039571	300mm BSP 3/4" *	22	2
* For intermittent hot and cold water use up to a maximum of 65°C. Not for use with Central Heating					
	Hep ₂ O x Monobloc Mixers				
	HD125F/15W	3039573	300mm x 15mm x M10 *	15	Pair
	HD125G/15W	3039574	300mm x 15mm x M12 *	15	Pair
* For intermittent hot and cold water use up to a maximum of 65°C. Not for use with Central Heating					
• Please note sold and priced as a pair					
	Hand-Titan™ Tap Connector				
	with rubber washer				
HD26B/15W	3029608	BSP 3/4" *	15	5	
HD26B/22W	3029609	BSP 3/4" *	22	5	
* For intermittent hot and cold water use up to a maximum of 65°C. Not for use with Central Heating					
	Straight Conversion				
	HD45/5W	3038736	1/2" x 15mm	15	10
	HD45/7W	3038737	3/4" x 22mm	22	10
HD45/1W	3038735	1" x 28mm	28	5	

	Product Code	SAP Code	Description	Nom Dia mm	Pack Qty
	HD46/5W	3038739	Elbow Conversion ½" x 15mm	15	10
	HD46/7W	3038740	¾" x 22mm	22	10
	HD46/1W	3038738	1" x 28mm	28	5
	HD62/15W	3029619	Demountable Stop-End	15	10
	HD62/22W	3029620		22	10
	HD62/28W	3030703		28	5
	HX44/15W	3030714	Push-fit Blanking Peg For Demountable Hep ₂ O Fittings	15	10
	HX44/22W	3030715	*priced per pack	22	10
	HX78/15W	3038764	Demounting Tools HepKey Demounting Tool (Blue)	15	10
	HX78/22W	3038765	HepKey Demounting Tool (Purple)	22	10
	HX78/28W	3038766	HepKey Demounting Tool (Orange)	28	5
	HX79/15W	3029625	HepKey Plus Demounting Tool (Blue)	15	10
	HX79/22W	3029626	HepKey Plus Demounting Tool (Purple)	22	10
	HX79/28W	3030676	HepKey Plus Demounting Tool (Orange)	28	5
	HX77/10W	3039598	HepTool 10/28mm Demounting Tool	10/28	10
	HX77/15W	3039472	15/22mm Demounting Tool	15/22	10

Above ground systems

Product details Hep₂O flexible plumbing – Metric

Auxiliary Fittings







	Product Code	SAP Code	Description	Nom Dia mm	Pack Qty
	HX29/15W	3030667	Adaptor Male BSP/Hep ₂ O socket DZR Brass BSP 1/2"	15	10
	HX29/22W	3030669	BSP 3/4"	22	10
	HX29/28W	3030668	BSP 1"	28	5
	HX28/15W	3030663	Adaptor Female BSP/Hep ₂ O socket DZR Brass BSP 1/2"	15	10
	HX24/15W	3030665	BSP 3/4"	15	10
	HX28/22W	3030666	BSP 3/4"	22	10
	HX28/28W	3030664	BSP 1"	28	5
	HX31/28	3031025	Adaptor Male BSP/Hep ₂ O spigot DZR Brass BSP 1"	28	1
	HX30/15	3024344	Adaptor Female BSP/Hep ₂ O spigot DZR Brass BSP 1/2"	15	1
	HX32/15	3053653	Draincock Brass 15mm spigot DZR Brass	15	1
	HX6/15W	3030711	Wall Plate Elbow Hep ₂ O BSP 1/2"	15	5
	HX6/22W	3030712	BSP 3/4"	22	5
	HX34/22	3011459	Cylinder Connector DZR Brass BSP 1" (cone ended socket adaptor with nut)	22	5
	HX22/15W	3030724	Ball Valve Plated Brass (for hot & cold water use) 15x15mm	15	5
	HX22/22W	3030725	22x22mm	22	5

	Product Code	SAP Code	Description	Nom Dia mm	Pack Qty
	HX35/15W HX35/22W	3030722 3030723	Gate Valve – Hot/Cold DZR Brass/Hep ₂ O ends	15 22	5 5
	HX36/15W HX36/22W	3030693 3030694	Stopcock – Cold Water fitted with Hep ₂ O ends	15 22	5 5
	HX43/22W	3030710	Stopcock – Cold Water Hep ₂ O to MDPE Conversion 22mm to 25mm MDPE	22	5
	HX37/15W	3030708	Shut-off Valve With hot/cold indicator insert * * For intermittent hot and cold water use up to a maximum of 65°C. Not for use with Central Heating	15	5
	HX38/15W	3030709	Appliance Valve With hot/cold indicator insert * * For intermittent hot and cold water use up to a maximum of 65°C. Not for use with Central Heating	15	5
	HX18/15W	3030704	Straight Service Valve With hot/cold indicator insert * * For intermittent hot and cold water use up to a maximum of 65°C. Not for use with Central Heating	15	5
	HX19/15W	3030705	Angled Service Valve With hot/cold indicator insert * * For intermittent hot and cold water use up to a maximum of 65°C. Not for use with Central Heating	15	5
	HX72/15W	3030713	Double-Check Valve Plastics * For intermittent hot and cold water use up to a maximum of 65°C. Not for use with Central Heating	15	1
	HX88/22W	3030726	Two Port Manifold 22x15mm ports Closed Spigot	22	5

Above ground systems

Product details **Hep₂O flexible plumbing – Metric**




	Product Code	SAP Code	Description	Nom Dia mm	Pack Qty
	HX88B/22W	3030727	Two Port Manifold 22x15mm ports All socket	22	5
	HX89/22W	3030728	Three Port Manifold 22x15mm ports Closed Spigot	22	5
	HX89B/22W	3030729	Three Port Manifold 22x15mm ports All socket	22	5
	HX91T/22W	3030730	One Port Valved Manifold Plated Brass 3/4" BSP Male/female 22mm Hep ₂ O port	22	1
	HX92T/15W	3030732	Two Port Valved Manifold Plated Brass 3/4" BSP Male/female 15mm Hep ₂ O ports	15	1
	HX93T/15W	3030733	Three Port Valved Manifold Plated Brass 3/4" BSP Male/female 15mm Hep ₂ O ports	15	1
	HX94T/15W	3030731	Four Port Valved Manifold Plated Brass 3/4" BSP Male/female 15mm Hep ₂ O ports	15	1
	HX97 GY HX98 GY	4013739 4013740	Manifold End Caps 3/4" Female End Cap 3/4" Male End Cap	– –	5 5
	HX95A GR	3024348	Manifold Bracket – Pair For HX92T/15, HX93T/15 and HX94T/15	–	1
	HX75/15 HX75/22	4013715 4013718	Cold Forming Bend Fixture Metal with passivate finish	15 22	5 5

	Product Code	SAP Code	Description	Nom Dia mm	Pack Qty
	HD74 GR	4013791	Pipe Cutter – Scissor Type Standard	–	1
	HX85/15W HX85/22W HX85/28W	3030688 3030689 3030690	Pipe Clips – Screw *priced per pack	15 22 28	50 50 50
	HX86/15W HX86/22W	3030682 3030683	Pipe Clips – Spacers *priced per pack	15 22	20 20
	HX65/15W HX65/22W HX65/28W	3030685 3030686 3030687	Pipe Clips – Cable Type *priced per pack	15 22 28	50 50 50
	HX200	4026146	Hep₂O Silicone Lubricant Spray 400 ml Aerosol Can Hep ₂ O Fittings	–	1
	HX81	3032329	Hep₂O Joint Test Kit	–	1

Above ground systems

Product details **Hep₂O flexible plumbing – Imperial**

Polybutylene Pipe

	Product Code	SAP Code	Description	Nom Dia Inch	Pack Qty
	Pipe Coils Barrier Straight Coiled Lengths in SmartPack dispensers				
	HXX100/5W	3038780	100m	1/2"	1
	HXX50/7W	3038782	50m	3/4"	1
	HXX25/1W	3038781	25m	1"	1
Please Note: Order pipe by unit (coil) not by metre					
	Pipe in Pipe System Barrier Coil of Hep ₂ O Acorn Barrier Pipe in Black Conduit				
	HXXC50/5BL	3039869	50m	1/2"	1
	HXXC50/7BL	3039870	50m	3/4"	1
Please Note: Order pipe by unit (coil) not by metre					
	Pipe Lengths Barrier				
	HXX06/5W	3039852	6.0m	1/2"	40
	HXX06/7W	3039853	6.0m	3/4"	20
	HXX06/1W	3039854	6.0m	1"	12





Demountable Fittings

	Product Code	SAP Code	Description	Nom Dia Inch	Pack Qty
	HX60/5W	3038761	SmartSleeve Pipe Support *priced per pack	1/2"	50
	HX60/7W	3038762		3/4"	50
	HX60/1W	3038758		1"	20
	HD1/5W	3038720	Straight Connector	1/2"	10
	HD1/7W	3038721		3/4"	10
	HD1/1W	3038719		1"	5
	HX2/7W	3038746	Socket Reducer 3/4" x 1/2"	3/4"	10
	HX2/1W	3038745		1" x 3/4"	5
	HD5/5W	3038742	Elbow 90°	1/2"	10
	HD5/7W	3038743		3/4"	10
	HD5/1W	3038741		1"	5
	HD10/5W	3038723	Equal Tee	1/2"	10
	HD10/7W	3038724		3/4"	10
	HD10/1W	3038722		1"	5
	HD12/7W	3038726	End Reduced Tee 3/4" x 1/2" x 3/4"	3/4"	5
	HD12/1W	3038725		1" x 3/4" x 1"	5
	HD13/7W	3038728	Branch Reduced Tee 3/4" x 3/4" x 1/2"	3/4"	5
	HD13/1W	3038727		1" x 1" x 3/4"	5
	HD14/7W	3038730	Branch and One End Reduced Tee 3/4" x 1/2" x 1/2"	3/4"	5
	HD14/1W	3038729		1" x 3/4" x 3/4"	5
	HX20/5W	3038747	Tank Connector with BSP tail & backnut (For cold water use only)	1/2"	5
	HX20/7W	3038748		3/4" x 3/4"	5

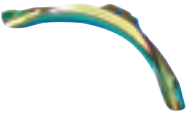





Above ground systems

Product details Hep₂O flexible plumbing – Imperial

	Product Code	SAP Code	Description	Nom Dia Inch	Pack Qty
	HD25A/5W	3038731	Straight Tap Connector with brass nut and alternative rubber washer 1/2" x 1/2" *	1/2"	10
	HD25B/5W	3038732	1/2" x 3/4" *	1/2"	5
	HD25B/7W	3038733	3/4" x 3/4" *	3/4"	5
	* For intermittent hot and cold water use up to a maximum of 65°C. Not for use with Central Heating				
	HD27/5W	3038734	Bent Tap Connector with brass nut and alternative rubber washer 1/2" x 1/2" *	1/2"	10
	* For intermittent hot and cold water use up to a maximum of 65°C. Not for use with Central Heating				
	HD45/5W	3038736	Straight Conversion 1/2" x 15mm	1/2"	10
	HD45/7W	3038737	3/4" x 22mm	3/4"	10
	HD45/1W	3038735	1" x 28mm	1"	5
	HD46/5W	3038739	Elbow Conversion 1/2" x 15mm	1/2"	10
	HD46/7W	3038740	3/4" x 22mm	3/4"	10
	HD46/1W	3038738	1" x 28mm	1"	5
	HX47/5W	3038755	Spigot/Socket Conversion 1/2" x 15mm	1/2"	10
	HX47/7W	3038756	3/4" x 22mm	3/4"	10
	HX48/5W	3040714	Spigot/Socket Conversion 15mm x 1/2"	1/2"	10
	HX48/7W	3040715	22mm x 3/4"	3/4"	10
	HD62/5W	3041787	Demountable Stop-End	1/2"	10
	HX40/5W	3038752	Push-fit Blanking Peg For Demountable Hep ₂ O Acorn Fittings	1/2"	10
	HX40/7W	3038753		3/4"	10
	HX40/1W	3038751		1"	10
	HX78/15W	3038764	Demounting Tool HepKey Demounting Tool (Blue)	1/2"	10
	HX78/22W	3038765	HepKey Demounting Tool (Purple)	3/4"	10
	HX78/28W	3038766	HepKey Demounting Tool (Orange)	1"	5

	Product Code	SAP Code	Description	Nom Dia Inch	Pack Qty
	HX79/15W	3029625	Demounting Tool HepKey Plus Demounting Tool (Blue)	1/2"	10
	HX79/22W	3029626	HepKey Plus Demounting Tool (Purple)	3/4"	10
	HX79/28W	3030676	HepKey Plus Demounting Tool (Orange)	1"	10
	HX77/10W	3039598	HepTool 1" Demounting Tool	1"	10
	HX77/15W	3039472	1/2"/3/4" Demounting Tool	1/2" / 3/4"	10

Ancillary Pipe Fittings and Accessories

	Product Code	SAP Code	Description	Nom Dia Inch	Pack Qty
	HX75/15	4013715	Cold Forming Bend Fixture Metal with passivate finish	1/2"	5
	HX75/22	4013718		3/4"	5
	HD74	4013791	Pipe Cutter – Scissor Type Standard	–	1
	HX85/15W	3030688	Pipe Clips – Screw *priced per pack	1/2"	50
	HX85/22W	3030689		3/4"	50
	HX85/28W	3030690		1"	50
	HX65/15W	3030685	Pipe Clips – Cable Type *priced per pack	1/2"	50
	HX65/22W	3030686		3/4"	50
	HX65/28W	3030687		1"	50
	HX200	4026146	Hep₂O Silicone Lubricant Spray 400 ml Aerosol Can Hep ₂ O Fittings	–	1
	HX81	3032329	Hep₂O Joint Test Kit	–	1

Above ground systems

Introduction to Underfloor Heating



Why Choose Underfloor Heating?

Underfloor Heating (UFH) using piped warm water is a modern and energy-efficient option with economical running costs for heating residential, commercial and other buildings.

Underfloor Heating Offers Many Benefits:


- Ⓞ Energy-efficient system requires lower water temperatures with low running costs
- Ⓞ More even room temperatures ensure all round comfortable warmth
- Ⓞ Silent running: no expansion creaking or water flow noise
- Ⓞ No wall mounted radiators
- Ⓞ Healthy environment – less dust
- Ⓞ Greater Safety – no exposed hot surfaces

The three essential elements for a Wavin Hep2O UFH system – screeded floor applications.

Plumbed underfloor heating comprises three key elements that work together to deliver the required heating performance and effect:

- 1. Floor Systems:** incorporating UFH pipe to create the pipework circuits within the floor that will emit heat. The systems available are:
 - Ⓞ Staples
 - Ⓞ Staples and Rail
 - Ⓞ System Plates
- 2. Manifold:** to provide flow and return circulation of warm water at the correct temperature and flow rate to ensure an even, comfortable temperature across the whole floor surface.
- 3. Controls:** to monitor water and air temperature and signal the heat source. In effect the nerve centre of the installed system. The options available for time and temperature control range from wired and wireless systems to fully networked systems that can be controlled on your mobile device. Control systems available are:
 - Ⓞ 24V Wired or 24V Wireless
 - Ⓞ 230V Network Control


For more information on our Underfloor Heating range see our new Product Guide, available from wavin.ie




Above ground systems

Product details **Underfloor Heating**

UFH Pipe – Flexius Polybutylene (PB)



	SAP Code	Description	Nom Dia mm	Pack Qty
		Pipe (16mm)		
	3038006	UFH Pipe Coil x 70m	16	1
	3038007	UFH Pipe Coil x 80m	16	1
	3038009	UFH Pipe Coil x 90m	16	1
	3038010	UFH Pipe Coil x 100m	16	1
	3038011	UFH Pipe Coil x 110m	16	1
	3038012	UFH Pipe Coil x 120m	16	1
	3038016	UFH Pipe Coil x 200m	16	1
3038024	UFH Pipe Coil x 500m	16	1	

UFH Pipe – Tigris: Multi Layer Alu-PERT

	SAP Code	Description	Nom Dia mm	Pack Qty
		Pipe (16mm)		
	3017595	16mm x 2.0mm x 200m	16	1
	3017597	16mm x 2.0mm x 500m	16	1

Note: All underfloor heating pipe options above can be used with any of the UFH Floor Systems (pages 17-18).

UFH – Floor Systems

	SAP Code	Description	Nom Dia mm	Pack Qty
		Staple System		
	3071057	Staples 60mm for 16mm UFH Pipe	16	300
	3034037	Staples 40mm for 16mm UFH Pipe	16	600
	3071100	Edge Expansion Foam (25.0m x 150mm)	–	1
	3033959	Cold Forming Bend Fixture	16	1 per pack
		Staples and Rail System		
	3066742	Track Rail (2m)	16	16
	4038834	Track Rail Staples (Red)	–	100







Above ground systems

Product details **Underfloor Heating**

		Description	Nom Dia mm (in)	Pack Qty
	3071057	Staples and Rail System continued Staples 60mm for 16mm UFH Pipe	16	300
	3034037	Staples 40mm for 16mm UFH Pipe	16	600
	3071100	Edge Expansion Foam (25.0m x 150mm)	–	1
	3033959	Cold Forming Bend Fixture	16	1 per pack
	<hr/>			
	3071058	System Plates System Plate (1275 x 975mm)	16	18
	3071099	Plate Tack Fastener (Red)	–	25
	3071057	Staples 60mm for 16mm UFH Pipe	16	300
	3034037	Staples 40mm for 16mm UFH Pipe	16	600
	3071100	Edge Expansion Foam (25.0m x 150mm)	–	1
3033959	Cold Forming Bend Fixture	16	1 per pack	

Note: For UFH pipe options see page 17.

Manifolds

	SAP Code	Description	Nom Dia mm	Pack Qty
	3071175	Composite Manifolds Composite Manifold – Control Pack	–	1
	3071176	Composite Manifold - Starter Pack	–	1
	3070722	Composite Manifold - One Port Pack	16	1
	3070723	Composite Manifold - Three Port Pack	16	1
	4060502	Composite Manifold – Euroconus Adaptor 16x1.8 (pair)	16	1
	3071110	Composite Manifold 22mm Isolation Valves (pair)	22	2








Note: Stainless Steel Manifolds also available. See next page.

Above ground systems

Product details **Underfloor Heating**









	Description	Nom Dia mm (in)	Pack Qty
	3071175 Manifold – Control Pack	–	1
	Stainless Steel Manifolds		
	Stainless Steel Manifold – Flow and return		
	4037291 2 port	16	1
	4037293 4 port	16	1
	4037295 6 port	16	1
	4037307 8 port	16	1
	4037309 10 port	16	1
	4037311 12 port	16	1
	4037316 Stainless Steel Female Coupling	16	2
	3071110 22mm Isolation Valves (pair)	22	2
	4060502 Euroconus Adaptor 16x1.8 (pair) (for connection of UFH pipe to port)	16	1
	3070110 Actuator Adaptor (Connection for Actuator to stainless steel manifold port)	16	12
	4037317 Auto non-return vent valve	16	1
	4037318 Thermometer with spring	–	1
	4037315 Single port pack	16	1









UFH – Control Systems

	SAP Code	Description	Nom Dia mm	Pack Qty
	3071174	24V Wired or Wireless 16 Zone Control Centre	–	1
	3071111	Flow Watch Thermostat (for use with S3071104)	–	1
	3071169	Wired Programmable Thermostat	–	1
	3071171	Wireless Programmable Thermostat	–	1
	3071109	Remote Sensor Probe	–	1
	3071108	Remote Sensor Probe Cover	–	1
	3071113	24V Actuator (for use with 3071174)	–	1

Above ground systems

Product details **Underfloor Heating**

	SAP Code	Description	Nom Dia mm	Pack Qty
	3080970	230V Wired Network Control 8 Zone Control Centre	–	1
	3071111	Flow Watch Thermostat	–	1
	3071105	neoStat (white)	–	1
	4067607	Wireless Air Temperature Sensor	–	1
	3071109	Remote Sensor Probe	–	1
	3071108	Remote Sensor Probe Cover	–	1
	3071112	230V Actuator (for use with 3080970)	–	1
	3066729	NeoHub (up to 32 zones)	–	1

	SAP Code	Description	Nom Dia mm	Pack Qty
	4067610	230V Wireless Network Control 230V 8 Zone Wireless Control Centre	–	1
	3071111	Flow Watch Thermostat (for use with 4067610)	–	1
	4067608	NeoAir wireless stat (white)	–	1
	4067607	Wireless Air Temperature Sensor	–	1
	3071109	Remote Sensor Probe	–	1
	3071108	Remote Sensor Probe Cover	–	1
	3071112	230V Actuator (for use with 4067610)	–	1
	3066729	NeoHub (up to 32 zones)	–	1

Wavin's BIM Revit

Content Packages

Meeting Government's National '2020 Construction' Strategy

- ⦿ Automatic routing preferences
- ⦿ Fully integrated Bill of Materials
- ⦿ 100% accurate representations
- ⦿ Precise design
- ⦿ Elimination of waste

BIM

made
easier,
faster
and
smarter

The first BIM packages available for plastic piping systems in Ireland

Wavin Revit packages will allow users to reach a 100% accurate representation of the way piping systems will actually be installed; easily and without the use of product catalogues. The package also features a fully integrated Bill of Materials.

We have created Revit content packages with integrated assistance ensuring precise design, speed and elimination of waste.

- ⦿ Wavin AS Acoustic Low Noise Soil System
- ⦿ Tigris K1 Press-fit Commercial Plumbing & Heating System
- ⦿ Soil & Waste Push-fit System
- ⦿ Hep₂O Push-fit Plumbing & Heating System

FREE!

**REVIT
CONTENT
PACKAGE**

**Download
yours today at
Wavin.ie/BIM**

wavin

Above ground systems

Introduction to K1 Metal Plastic

Press-fit Plumbing System

The versatile Tigris K1 Multilayer Press-fit System offers valuable advantages compared with traditional materials. Installation is faster and more straightforward. So time and cost can be saved.

The system can be used for sanitary (including potable water) and heating applications. The fitting incorporates the Defined Leak Function (DLF) that brings extra safety by identifying unpressed fittings.

Applications

Wavin K1 meets the requirements for drinking water installation and radiator connection systems.

It is therefore suitable for hot and cold water installations and for radiator connections in residential construction as well as in public and commercial buildings.

Thanks to an extensive range of fittings with clever special solutions the system is optimally suited not only to new construction but also to renovations of old buildings.

Wavin K1 offers a complete range of fittings in the dimensions: 16, 20, 25, 32, 40, 50, 63 and 75mm.

An extensive range of fittings, accessories and tools complements the system.

Special Advantages

The specific ways in which K1 improves on traditional, established techniques include:

- ⊕ Very fast, heat-free secure jointing
- ⊕ No need for Hot Works insurance
- ⊕ Minimal fittings required: saving time and cost


Quality

The Wavin K1 system is subject to constant internal quality controls and continuous external monitoring. Wavin K1 system meets all requirements in accordance with EN ISO 21003 standards for service conditions class 2 and 5. The system has been tested by accredited test laboratories and carries a wide set of other national approvals as well.

View the Tigris K1 illustration and see how Tigris K1 pipe gives you all the performance and durability you require, with the extra benefit of flexibility.

Please quote part number when ordering.

Email: info.ie@wavin.com Tel: +353 (0) 1802 0202



Tigris K1 Pipe

1	PPSU body: highly resistant to temperature, corrosion and scaling
2	Visible windows to show insert depth – no guesswork
3	'O' Ring ensures complete seal
4	Stainless steel sleeve for efficient, heat free jointing
5	Inner layer: superior PEX-C material
6	Aluminium layer: consistent thickness, fully detectable
7	Coupling agent: welds the aluminium to the inner and outer plastic layers
8	Outer layer: HDPE for resilience and flexibility

Above ground systems

Product details **K1 metal plastic**

Composite Multilayer Pipe

	SAP Code	Size / Description	N° per Pack
	Pipes – Straight Lengths		
	3061211	16mm x 2.0mm x 5m	1
	3061212	20mm x 2.25mm x 5m	1
	3061213	25mm x 2.5mm x 5m	1
	3041228	32mm x 3.0mm x 5m	1
	3004371	40mm x 4.0mm x 5m	1
	3004372	50mm x 4.5mm x 5m	1
	3028271	63mm x 6.0mm x 5m	1
3053971	75mm x 7.5mm x 5m	1	
	Pipes – Coils		
	3018297	16mm x 2.0mm x 100m	1
	3018302	16mm x 2.0mm x 200m	1
	3018299	20mm x 2.25mm x 100m	1
	3018300	25mm x 2.5mm x 50m	1
	3004370	32mm x 3.0mm x 50m	1
	Pipes – Coils Pre-insulated 6mm & 9mm		
	3018800	16mm x 2.0mm x 50m – 6mm	1
	3053399	16mm x 2.0mm x 100m – 6mm	1
	3018803	20mm x 2.25mm x 50m – 9mm	1
	3004382	25mm x 2.5mm x 25m – 9mm	1
	3018804	32mm x 3.0mm x 25m – 9mm	1
	Pipes – Coils Pre-insulated 9mm & 13mm		
	3004378	16mm x 2.0mm x 50m – 9mm	1
	3004379	20mm x 2.25mm x 50m – 9mm	1
	3004380	16mm x 2.0mm x 50m – 13mm	1
	3004381	20mm x 2.25mm x 50m – 13mm	1

Above ground systems

Product details **K1 metal plastic**

K1 Fittings

	SAP Code	Size / Description	Pack Qty
		Straight Connector	
	3023348	16mm	10
	3023359	20mm	10
	3023360	25mm	10
	3023488	32mm	5
	3024665	40mm	3
	3027832	50mm	2
	3027847	63mm	2
	3065639	75mm	2
		Reducing Coupler	
	3023525	20mm x 16mm	10
	3023526	25mm x 16mm	10
	3023527	25mm x 20mm	10
	3023528	32mm x 20mm	5
	3023522	32mm x 25mm	5
	3023529	40mm x 32mm	3
	3027833	50mm x 32mm	2
	3027834	50mm x 40mm	2
	3027852	63mm x 40mm	2
	3027850	63mm x 50mm	2
	3065641	75mm x 50mm	2
	3065640	75mm x 63mm	2
		Elbow 90°	
	3023363	16mm	10
	3023364	20mm	10
	3023365	25mm	10
	3023500	32mm	5
	3024666	40mm	3
	3024667	50mm	2
	3027848	63mm	2
	3065643	75mm	2
		Elbow 45°	
	3023498	25mm	10
	3023499	32mm	5
	3027839	40mm	3
	3024668	50mm	2
	3027849	63mm	2
	3065642	75mm	2
		Elbow 90° - Single Female BSP Thread	
	3023546	16mm x 1/2"	10
	3023547	20mm x 1/2"	10
	3023548	20mm x 3/4"	10
	3023549	25mm x 3/4"	10
	3023540	32mm x 1"	5

Above ground systems





Product details **K1 metal plastic**

	SAP Code	Size / Description	Pack Qty
	3023542	Elbow 90° – Single Male BSP Thread 16mm x ½"	10
	3023543	20mm x ½"	10
	3023544	20mm x ¾"	10
	3023545	25mm x ¾"	10
	3023539	32mm x 1"	5
	3023344	Backplate Elbow Female BSP Thread 16mm x ½"	10
	3023555	20mm x ½"	10
	3023537	20mm x ¾"	10
	3023556	Female Double Wall Plate Elbow 90° Female Thread – Transition Angle 16mm x ½" x 16mm	10
	3023538	20mm x ½" x 20mm	10
	3023345	Equal Tee 90° 16mm	10
	3023346	20mm	10
	3023347	25mm	5
	3023521	32mm	5
	3024664	40mm	2
	3027829	50mm	2
	3027853	63mm	2
	3065644	75mm	2
	3023505	One End Branch Reducing Tee 90° 20mm x 20mm x 16mm	10
	3031029	25mm x 25mm x 20mm	10
	3023504	Double End Reducing Tee 90° 16mm x 20mm x 16mm	10
	3023510	20mm x 25mm x 20mm	5
	3023515	25mm x 32mm x 25mm	5




	SAP Code	Size / Description	Pack Qty
		Branch Reducing Tee 90°	
	3023506	20mm x 16mm x 20mm	10
	3023508	25mm x 16mm x 25mm	5
	3023511	25mm x 20mm x 25mm	5
	3023513	32mm x 16mm x 32mm	5
	3023514	32mm x 20mm x 32mm	5
	3023516	32mm x 25mm x 32mm	5
	3023518	40mm x 25mm x 40mm	3
	3023519	40mm x 32mm x 40mm	3
	3027830	50mm x 25mm x 50mm	2
	3027842	50mm x 32mm x 50mm	2
	3027831	50mm x 40mm x 50mm	2
	3027856	63mm x 25mm x 50mm	2
	3027855	63mm x 32mm x 63mm	2
	3027854	63mm x 40mm x 63mm	2
3065647	75mm x 32mm x 75mm	2	
3065646	75mm x 40mm x 75mm	2	
3065645	75mm x 50mm x 75mm	2	
		Branch and One End Reducing Tee 90°	
	3023507	20mm x 16mm x 16mm	10
	3023509	25mm x 16mm x 16mm	5
	3023512	25mm x 20mm x 20mm	5
	3023517	32mm x 25mm x 25mm	5
	3023520	40mm x 32mm x 32mm	3
	3027846	50mm x 32mm x 32mm	2
3027845	50mm x 40mm x 40mm	2	
		Unequal Branch and End Reduced Tee	
	3031027	25mm x 16mm x 20mm	5
	3031028	25mm x 20mm x 16mm	5
	3031030	32mm x 20mm x 25mm	5
	3027841	40mm x 25mm x 32mm	3
	3031216	50mm x 25mm x 40mm	2
3027844	50mm x 32mm x 40mm	2	
		One Sided Female BSP Thread Tee	
	3023557	16mm x 1/2"	10
	3023558	20mm x 1/2"	10
	3023559	20mm x 3/4"	10
	3023534	25mm x 1/2"	5
3023560	25mm x 3/4"	5	
		Connector - Single Male BSP Thread	
	3023495	16mm x 1/2"	10
	3023496	20mm x 1/2"	10
	3023550	20mm x 3/4"	10
	3023551	25mm x 3/4"	10
	3023552	25mm x 1"	10
	3023541	32mm x 1"	5
	3023553	32mm x 1 1/4"	5
	3027836	40mm x 1 1/4"	3
	3027837	50mm x 1 1/2"	2
	4032685	63mm x 2"	2

Above ground systems

Product details **K1 metal plastic**

	SAP Code	Size / Description	Pack Qty
		Connector – Single Female BSP Thread	
	3023494	16mm x 1/2"	10
	3023361	20mm x 1/2"	10
	3023497	20mm x 3/4"	10
	3031057	20mm x 1"	5
	3023362	25mm x 3/4"	10
	3023536	25mm x 1"	5
	3031058	25mm x 1 1/4"	3
	3023554	32mm x 1"	5
3027838	40mm x 1 1/4"	3	
		Tap Connector – Female BSP Thread	
	3023530	20mm x 1 1/2"	3
	3023531	25mm x 1 1/2"	3
	3023532	32mm x 1 1/2"	3
3027835	50mm x 2"	3	
		M1 Connector – Single Female BSP Thread	
	4041973	16mm x 3/4"	10
	4032695	32mm x 1 1/4"	5
	4041974	40mm x 1"	5
	4032698	50mm x 1 1/2"	3
	4032699	63mm x 2"	2
4049179	75mm x 2 1/2"	2	
		M1 Connector – Single Male BSP Thread	
	4032675	16mm x 1/2"	10
	4032676	16mm x 3/4"	10
	4032677	20mm x 1/2"	10
	4032678	20mm x 3/4"	10
	4032679	25mm x 3/4"	5
	4032680	25mm x 1"	5
	4032681	32mm x 1"	3
	4032682	32mm x 1 1/4"	3
	4032683	40mm x 1 1/4"	2
	4032684	50mm x 1 1/2"	2
	4032685	63mm x 2"	1
	4049178	75mm x 2 1/2"	1

Connections to Copper

	SAP Code	Size / Description	Pack Qty
	4032723	Couplers – Copper Connection 25mm x 22mm	5
	4037451	20mm x 22mm	5
	4026553	Connector (including tap) 16mm x 1/2"	10
	4013355	Adaptor 16mm x 15mm	2
	3066731	16mm x 1/2"	10
	3067046	20mm x 3/4"	10

Above ground systems

Product details **K1 metal plastic**





smartFix

	SAP Code	Size / Description	Pack Qty
	3004472	16mm	10
	3004473	20mm	10
	3004474	25mm	5
	3004502	20x16mm	10
	3004504	25x20mm	10
	3004480	Elbow 90° 16mm	10
	3004481	Elbow 90° 20mm	10
	3004482	Elbow 90° 25mm	5
	3004496	16mm	10
	3004497	20mm	5
	3004498	25mm	5
	3004492	20 x 16 x 16mm	10
	3004491	20 x 16 x 20mm	10
	3004490	20 x 20 x 16mm	5
	3004493	25 x 16 x 25mm	5
	3004495	25 x 20 x 20mm	5
	3004494	25 x 20 x 25mm	5
	3004477	16mm x 1/2"	10
	3004478	20mm x 1/2"	5
	3004479	20mm x 3/4"	5
	3004475	16mm x 3/4"	5
	3004476	20mm x 3/4"	6
	3004484	90° 16mm x 1/2"	10
	3004486	90° 20mm x 1/2"	5
	3004488	90° 20mm x 3/4"	5
	3004489	90° 25mm x 3/4"	5
	3004451	K1 Manifold 2-way	2
	3004452	K1 Manifold 3-way	2




	SAP Code	Size / Description	Pack Qty
	4023154	smartFix Manifolds K1 manifold two-sided 4-ways	1
	3004453	K1 manifold connector female	10
	3004454	K1 manifold connector male	10
	3023564	K1 manifold Adapter 20mm	5
	3023565	K1 manifold Adapter 25mm	5
	3027840	K1 manifold adapter 32mm	3
	3010689	K1 manifold elbow male 90 °	5
	3010690	K1 manifold elbow male 270 °	5
	3023523	K1 manifold Connector 16mm	10
	3023524	K1 manifold Connector 20mm	10
	3020776	smartFIX manifold adaptor 16mm	5
	3004458	Manifold Plug	10
	3004457	K1 manifold cap	10
	3010688	K1 manifold elbow male 3/4"	5

Above ground systems

Product details **K1 metal plastic**

	SAP Code	Size / Description	Pack Qty
	3030649	K1 Plate Holders Tigris K1 Holder Plate Wash Stand	1
	3030650	Tigris K1 Holder Plate Wash Stand	1
	3030651	Tigris K1 Holder Plate Bath or Shower	1
	4057643	Tigris M1 Holder Plate 16 x 1/2" Bath or Shower Rotates	2
	4057644	Tigris M1 Holder Plate 20 x 1/2" Bath or shower Rotates	2
	<hr/>		
	4036272	K1 Tool Powerclickgrip 14-63mm	1

Manifolds and Adaptors





	SAP Code	Size / Description	Pack Qty
	4026690	Three Port Manifold ½"	1
	4026691	Four Port Manifold ½"	1
	4026699 4026701	Manifold Adaptors 16mm x ½" 20mm x ¾"	10 10

Accessories








	SAP Code	Size / Description	Pack Qty
	3023561 3023562 3023563	End Caps 16mm 20mm 25mm	10 10 5
	4037512	Angle Connection Line (Towel rail/radiator) 16mm	10
	4037506 4037508	T Connection Line (Towel rail/radiator) 16mm 20mm	10 10
	4013553 4013559 4013562	Internal Pipe Bending Springs 16mm 20mm 25mm	1 1 1
	4013571 4013572 4013573	Pressure Stoppers 16mm 20mm 25mm	1 1 1
	3021196	Calibration Mandrel 16mm, 20mm and 25mm	1

Above ground systems

Product details **K1 metal plastic**

	SAP Code	Size / Description	Pack Qty
	4023365	Calibration Mandrel 32mm	1
	4013541	Calibration Mandrel Set - 16mm-32mm 16, 20, 25, 32mm	1
	4031987 4031988 4035780	Calibration Mandrel - 40-75mm 40mm 50mm 63mm	1 1 1
	4053508	Pipe Cutters 16mm – 75mm	1
	4036273	Pipe Cutter with Hold Function 16mm – 25mm	1
	4023077	Bending Pliers - 16-25mm 16mm, 20mm and 25mm	1

Compression Fittings

	SAP Code	Size / Description	Pack Qty
	4026660	Male Thread Screw Couplers 16mm x 1/2"	10
	4026659	Female Thread Screw Couplers 16mm x 1/2"	10
	4026653	Screw Couplers 16mm x 16mm	10
	4026630	Screw Tees 16mm x 16mm x 16mm	10
	4026635	Screw Tee - Female Thread 16mm x 1/2"	10
	4026613	Screw Elbow 90° 16mm	10
	3066732	Screw Elbow - Male Thread 90° 16mm x 1/2"	10

Above ground systems

Product details **K1 metal plastic**

Pressing Tools

	SAP Code	Size / Description	Pack Qty
	3066761	Cordless Pressing Tool – 16-40mm K1 Mini Pressing Tool 16, 20, 25, 32, 40mm. Comes with 3 Jaws FOC (Up to 32mm), One Battery, One Charger and Case	1
	3066766 3066767 3066765 3066768 3066764	Pressing Jaws (For use with 3066761) 16mm 20mm 25mm 32mm 40mm	1 1 1 1 1
	3066760	Cordless Pressing Tool – 16-75mm K1 Large Pressing Tool 16, 20, 25, 32, 40, 50, 63, 75mm	1
	3080225 3080226 3080227 3071275 3071276 3066763 3066769 3080228	Pressing Jaws (For use with 3066760) 16mm 20mm 25mm 32mm 40mm 50mm 63mm 75mm	1 1 1 1 1 1 1 1

Above ground systems

Introduction to Wavin GP UV Stabilised Duct


Pipe: Black

Wavin General Purpose (GP) UV Stabilised Black Duct Pipe is suitable for above ground internal and external applications.

Features

- ⊕ Diameter 110mm
- ⊕ Available lengths 3m, 4m and 6m
- ⊕ Wall thickness 2.6mm
- ⊕ Integral Socket at one end fitted with rubber sealing ring
- ⊕ One end chamfered
- ⊕ Weathering resistance conforming to BS 4514:20001
- ⊕ Manufactured in conformance with LG77

General Purpose UV Stabilised Duct Pipe

	Product Code	SAP Code	Description	Nom dia mm (in)
	C2666BK	3066792	L = 3m	110 (4)
	C2665BK	3066791	L = 4m	110 (4)
	C2670BK	3066451	L = 6m	110 (4)

Above ground systems

Introduction to Wavin Soil – PVCu Push-fit System

Wavin Above Ground Drainage systems, form part of a comprehensive range of plastic systems to provide intelligent solutions for all building, construction and utilities projects.

Wavin Soil PVCu ring seal / push fit system comprising: Pipe, Bends, Branches, Adaptors and Access Fittings, is a gravity drainage system for the disposal of soil and rainwater for all types of buildings, meeting the design performance and layout requirements of EN12056:2000.

- Available in diameters, 82mm*, 110mm and 160mm*
- Colour: Grey, Black or White
- Suitable for internal and external applications as per the requirements of TGD Part H Building Regulations 2010
- Unique Keyway for Boss Socket adaptor to ensure correct fall for waste pipe
- Manufactured to EN1329-1:2014 / EN1453-1:2000
- Weathering resistance conforming to BS 4514:20001
- Independent Certification – BSI Kitemark

**Note 82mm and 160mm diameters available in Grey colour only.*



Single Socket (S/S)

Pipe
Pipe will have push fit socket on one end and chamfered on the other end

Key to abbreviations

BK Black
G Grey
W White

Important Note: Wavin Soil fittings must be ordered in their pack multiples as illustrated.



Single Socket (S/S)

S/S Branch
Main line will have one push fit socket and one plain end. All branches will be socketed



Double Socket (D/S)

D/S Branches
Main line will have push fit socket on both ends. All branches will be socketed



Single Socket (S/S)

All other fittings
Will have one end push fit socket and the other plain end



Double Socket (D/S)

All other fittings
Will be push fit socket on both ends



SW/S Solvent Weld/Single (SW/S)

Fittings with one or more solvent sockets and one plain or special end



Double/Solvent Weld (D/SW)

Fittings with solvent sockets at all ends

Above ground systems

Product details **Push-fit soil – Black**

Soil Pipe and Fittings

	Product Code	SAP Code	Description	Nom Dia mm (in)	Pack Qty
	C3766BK	3080894	L = 3m	110 (4)	114
	C3765BK	3080893	L = 4m	110 (4)	114
	C3770BK	3080895	L = 6m	110 (4)	114
PVC-U Brackets					
	C8042BK	3035671	PVC-U Pipe Bracket	110 (4)	10
	C8083BK	3035809	PVC-U Socket Bracket	110 (4)	5
Steel Brackets					
	C8691G	4039375	Steel Pipe/Skt Bracket (BZP Coated Steel)	110 (4)	10
	C8736G	4039492	Steel Pipe Bracket - Adjustable	110 (4)	1
	C8085G	4039540	Steel Socket Bracket	110 (4)	1
Couplers					
	C8028BK	3079701	D/S Pipe Coupler	110 (4)	5
	C8125BK	3070707	D/S Acoustic Socket	110 (4)	5
	C8459BK	3075288	D/S Repair Coupler	110 (4)	5
Adaptors/Reducers					
	C8465BK	3035814	S/S Reducer 110x50	110 (4)	5
	C8644BK C8645BK	3054427 3054428	Internal Drain Connector for 32mm/40mm Waste Pipe Internal Drain Connector for 50mm Waste Pipe	110 (4) 110 (4)	5 5

Above ground systems

Product details **Push-fit soil – Black**

	Product Code	SAP Code	Description	Nom Dia mm (in)	Pack Qty
S/S Short Radius Bends					
	C8029BK	3075290	S/S Bend 90°	110 (4)	5
	C8160BK	3043022	Spigot Bend TR 90° (Tight Radius)	110 (4)	10
	C8031BK	3075291	S/S Bend 45°	110 (4)	5
D/S Short Radius Bends					
	C8032BK	3075298	D/S Bend 90°	110 (4)	12
	C8034BK	3066559	D/S Bend 45°	110 (4)	9
S/S Single Branches					
	C8190BK	3079706	S/S Single Branch 90° 110x110	110 (4)	5
	C8460BK	3036724	S/S Single Branch 90° 110x110 with 5x Boss Upstand	110 (4)	5
	C8200BK	3036727	S/S Single Branch 67.5° 110x110	110 (4)	1
	C8473BK	3036644	S/S Single Branch 45° 110x110	110 (4)	5
S/S Double Branch					
	C8230BK	3036985	S/S Double Branch 90° 110x110	110 (4)	1

	Product Code	SAP Code	Description	Nom Dia mm (in)	Pack Qty
	C8033BK	3066556	D/S Single Branch – 90° Plain	110 (4)	9
	C8035BK	3066795	D/S Single Branch – 45° Plain	110 (4)	20
			D/S Single Branches		
	C8581BK	3060277	S/S Bossed Pipe for 32mm	110x32	5
	C8582BK	3060278	S/S Bossed Pipe for 40mm	110x40	5
	C8589BK	3079707	S/S Bossed Pipe with 4 x Boss Socketed	110 (4)	5
	C8462BK	3079704	D/SW Bossed Pipe Push-fit	110x32	5
	C8461BK	3079703	D/SW Bossed Pipe Push-fit	110x40	5
	C8638BK	3036638	D/SW Bossed Pipe Solvent Weld	110x32	5
	C8484BK	3036261	D/SW Bossed Pipe Solvent Weld	110x40	5
	C8588BK	3036263	D/SW Short Boss Pipe	110 (4)	5
	C8398BK	3079749	S/S Boss Adaptor Ring Seal	50x32	10
	C8399BK	3079750	S/S Boss Adaptor Ring Seal	50x40	5
	C8360BK	3079751	S/S Boss Adaptor Ring Seal	50 (2)	5
	C8298BK	3035116	SW/S Boss Adaptor Solvent Weld	50x32	10
	C8299BK	3035179	SW/S Boss Adaptor Solvent Weld	50x40	10
	C8403BK	3035401	SW/S Boss Adaptor Solvent Weld	50 (2)	5

Above ground systems

Product details **Push-fit soil – Black**

	Product Code	SAP Code	Description	Nom Dia mm (in)	Pack Qty
	C8319BK	3079708	Strap Bosses Strap Boss	110	5
	C8322BK	3043017	Clip Boss	110x32	10
	C8321BK	3043020	Clip Boss	110x40	5
Access Fittings & Plugs					
	C8001BK	3079702	S/S Access 90° Bend with Screwed Access Door	110 (4)	5
	C8036BK	3079705	S/S Single Access Branch – 90° with Screwed Access Door and 2 x Boss	110 (4)	1
	C8274BK	3036803	Bossed Access Pipe With Screwed Access Door and 3 x Boss Upstand	110 (4)	1
	C8275BK	3035958	S/S Access Saddle	110 (4)	1
	C8708BK	3032103	Plain Ended Socket Plug with Screwed Access	110 (4)	1
	C8709BK	3035889	Plain Ended Socket Plug with 1 x Boss Socket	110 (4)	5
Ancillaries					
	C8483BK	3035787	Weathering Collar	110 (4)	5
	C8302BK	3075821	Balloon Grating	110 (4)	5
	C8018BK	3024840	SW/S Roof Cowl	110 (4)	5

	Product Code	SAP Code	Description	Nom Dia mm (in)	Pack Qty
Ancillaries – continued					
	T5326BK	3036412	Hopper Head Flow capacity 6.47 l/s	110 (4)	5
	C8705G	4039601	Aluminium Pipe Flashing 400x400 – for flat roofs	110 (4)	1
	C8706G	4039602	Aluminium Pipe Flashing 450x450 – for pitched roofs	110 (4)	1
Cleaners, Lubricant & Solvent Cement					
	C8380G	4039532	Cleaner 250ml Can	–	–
	C8383G	4039528	Solvent Cement No.2 125ml Can	–	–
	A0616	3066734	Solvent Cement 250ml Can	–	–
	C8385G	4039536	Solvent Cement No.2 500ml Can	–	–
	C8392G	4039507	Silicone Lubricant Spray 400ml	–	–
	F2948	3066737	Wavin lubricant 800g Tub	–	–

Above ground systems

Product details **Push-fit soil – Grey**

Soil Pipe and Fittings

	Product Code	SAP Code	Description	Nom Dia mm (in)	Pack Qty
	C1765G	3037324	L = 4m	82 (3)	91
	C3765G	3037704	L = 4m	110 (4)	114
	C6765G	3037949	L = 4m	160 (6)	25
	PVC-U Brackets				
	C1042G	3032454	PVC-U Pipe Bracket	82 (3)	5
	C8042G	3032465	PVC-U Pipe Bracket	110 (4)	10
	C6042G	3032486	PVC-U Pipe Bracket	160 (6)	1
	C1083G	3035552	PVC-U Socket Bracket	82 (3)	5
	C8084G	3031909	PVC-U Socket Bracket	110 (4)	5
	Steel Brackets				
	C8691G	4039375	Steel Pipe/Skt Bracket (BZP Coated Steel)	110 (4)	10
	C8736G	4039492	Steel Pipe Bracket - Adjustable	110 (4)	1
	C6736G	4039494	Steel Pipe Bracket - Adjustable	160 (6)	1
	C8085G	4039540	Steel Socket Bracket	110 (4)	1
	C8086G	4039495	Steel Socket Bracket	160 (6)	1
	Couplers				
	C1459G	3032456	D/S Repair Coupler	82 (3)	5
	C8028G	3043015	D/S Pipe Coupler	110 (4)	20
	C8125G	3070705	D/S Acoustic Socket	110 (4)	5
	C8459G	3031977	D/S Repair Coupler	110 (4)	20
C6459G	3032487	D/S Repair Coupler	160 (6)	1	
	Adaptors/ Reducers				
	C8098G	3043035	Reducer 110x32mm Waste	110 (4)	5
	C8097G	3043036	Reducer 110x40mm Waste	110 (4)	5
	C8465G	3032467	S/S Reducer 110x50	110 (4)	5
	C8464G	3032466	S/S Reducer 110x82	110 (4)	5
	C6490G	3031978	S/S Reducer 160x110	110 (4)	1
	C8644BK	3054427	Internal Drain Connector for 32mm/40mm Waste Pipe	110 (4)	5
	C8645BK	3054428	Internal Drain Connector for 50mm Waste Pipe	110 (4)	5
	C8050G	3003232	Adaptor 110x50x50	50	1

	Product Code	SAP Code	Description	Nom Dia mm (in)	Pack Qty
	S/S Short Radius Bends				
	C1029G	3032457	S/S Bend 90°	82 (3)	5
	C8029G	3032469	S/S Bend 90°	110 (4)	5
	C6029G	3031979	S/S Bend 90°	160 (6)	1
	C8160G	3043023	Spigot Bend TR 90°	110 (4)	10
	C1467G	3036144	S/S Bend 67.5°	82 (3)	5
	C8467G	3036525	S/S Bend 67.5°	110 (4)	5
	C1031G	3032458	S/S Bend 45°	82 (3)	5
	C8031G	3032470	S/S Bend 45°	110 (4)	5
	C8023G	3036334	S/S Bend 30°	110 (4)	5
C8468G	3036318	S/S Bend 15°	110 (4)	5	
	S/S Adjustable Bends				
	C8173G	3036432	S/S PP Adjustable Bend 30°	110 (4)	1
C8469G	3032472	S/S Adjustable Bend 0-90°	110 (4)	1	
	D/S Short Radius Bends				
	C8032G	3040903	D/S Bend 90°	110 (4)	5
C8034G	3066849	D/S Bend 45°	110 (4)	20	
	S/S Single Branches				
	C1190G	3032459	S/S Single Branch 90° with 3 Boss	82 (3)	5
	C8190G	3032473	S/S Single Branch 90° with 3 Boss	110 (4)	5
C6190G	3032489	S/S Single Branch 90° with 3 Boss	160 (6)	1	

Above ground systems

Product details **Push-fit soil – Grey**



















	Product Code	SAP Code	Description	Nom Dia mm (in)	Pack Qty
	C8460G	3036719	S/S Single Branch 90° with 5 Boss	110 (4)	5
	C8200G	3036728	S/S Single Branch 67.5°	110 (4)	1
	C1210G	3032460	S/S Single Branch 45°	82 (3)	5
	C8473G	3032474	S/S Single Branch 45°	110 (4)	5
	C8610G	3037397	S/S Single Branch 45°	160 (6)	1
			D/S Single Branches		
	C8033G	3066557	D/S Single Branch 90°	110 (4)	12
	C8035G	3066850	D/S Single Branch 45°	110 (4)	20
			S/S Unequal Single Branches		
	C6491G	3032096	S/S Unequal Single Branch 90°	160x110	1
	C8218G	3032490	S/S Unequal Single Branch 45°	160x110	1
			S/S Double Branches		
	C8230G	3024845	S/S Double Branch with 2 x Boss Upstand 90°	110 (4)	1
	C8776G	3024844	S/S Double Branch 45°	110 (4)	1

	Product Code	SAP Code	Description	Nom Dia mm (in)	Pack Qty
	C8047G	3024843	S/S Corner Branch 90°	110 (4)	1
S/S Unequal Double Branch					
	C6492G	3031911	S/S Unequal Double Branch 160x110	160x110	1
Bossed Pipes					
	C1488G	3036136	S/S Bossed Pipe	82 (3)	10
	C8581G	3036613	S/S Bossed Pipe for 32mm	110x32	5
	C8582G	3036614	S/S Bossed Pipe for 40mm	110x40	5
	C8589G	3031910	S/S Bossed Pipe with 4 Boss Sockets	110 (4)	5
Bossed Socket Adaptors					
	C8398G	3024847	S/S Boss Adaptor 50x32 (Ring Seal)	50x32	10
	C8399G	3032452	S/S Boss Adaptor 50x40 (Ring Seal)	50x40	10
	C8402G	3032453	S/S Boss Adaptor 50 (Ring Seal)	50	5
	C8360G	3035585	S/S Boss Adaptor 50 (Ring Seal)	50	5

Above ground systems

Product details **Push-fit soil – Grey**

	Product Code	SAP Code	Description	Nom Dia mm (in)	Pack Qty	
	C8597G	3036795	Manifolds 6 Boss Soil Manifold	110 (4)	1	
	C8595G	3036799	OsmaLink Soil Manifold	110 (4)	1	
	C8354	3035106	All Fit Reducer 1½" / 40mm x 1¼" / 32mm	32	50	
	C8355	3020504	All Fit Reducer Bend 90° 2" / 50mm x 1½" / 40mm	50x40	40	
			3020505	PP All Fit Spigot Bend 90° 2" / 50mm	50	40
	C1319G	3032463	Strap Bosses Strap Boss	82 (3)	5	
	C8319G	3032478	Strap Boss	110 (4)	5	
	C8322G	3043018	Clip Boss 32mm	110x32	10	
	C8321G	3043003	Clip Boss 40mm	110x40	5	
	C8001G	3032471	Access Fittings & Plugs S/S Access 90° Bend with screwed access door	110 (4)	5	
	C8036G	3032483	S/S Single Access Branch – 90° with Screwed Access Door and 2 x Boss Upstand	110 (4)	1	

	Product Code	SAP Code	Description	Nom Dia mm (in)	Pack Qty
	C1274G	3036230	S/S Bolted Access Pipe	82 (3)	5
	C8274G	3032475	Bossed Access Pipe With Screwed Access Door and 3 x Boss	110 (4)	5
	C6274G	3032491	Bossed Access Pipe With Screwed Access Door and 3 x Boss	160 (6)	1
	C8275G	3035960	S/S Access Saddle	110 (4)	1
	C1708G	3032461	P/E Socket Plug with Screwed Access	82 (3)	5
	C8708G	3032095	P/E Socket Plug with Screwed Access	110 (4)	1
	C6708G	3032492	P/E Socket Plug with Screwed Access	160 (6)	1
	C8709G	3032476	P/E Socket Plug with 1 x Boss Socket	110 (4)	5
			Roof Outlets		
	C1414G	3032464	SW/S Domed Roof Outlet	82 (3)	1
	C8414G	3032480	SW/S Domed Roof Outlet	110 (4)	1
			Ancillaries		
	C1483G	3035459	Weathering Collar	82 (3)	5
	C8483G	3035895	Weathering Collar	110 (4)	5
	C4302G	3032462	Balloon Grating	82 (3)	5
	C8302G	3032477	Balloon Grating	110 (4)	5
	C6302G	3032493	Balloon Grating	160 (6)	1
	C8018G	3024842	SW/S Roof Cowl	110 (4)	1
	T5326G	3036413	Hopper Head Flow capacity 6.47 l/s	110 (4)	5
	C8705G	4039601	Aluminium Pipe Flashing 400x400 – for flat roofs	110 (4)	1

Above ground systems

Product details **Push-fit soil – Grey**

	Product Code	SAP Code	Description	Nom Dia mm (in)	Pack Qty
	C8706G	4039602	Aluminium Pipe Flashing 450x450 – for pitched roofs	110 (4)	1
Cleaners, Lubricant & Solvent Cement					
	C8380G	4039532	Cleaner 250ml Can	–	–
	C8383G	4039528	Solvent Cement No.2 125ml Can	–	–
	A0616	3066734	Solvent Cement 250ml Can	–	–
	C8385G	4039536	Solvent Cement No.2 500ml Can	–	–
	C8392G	4039507	Silicone Lubricant Spray 400ml	–	–
	F2948	3066737	Wavin lubricant 800g Tub	–	–

Above ground systems

Product details **Push-fit soil – White**

Soil Pipe and Fittings

	Product Code	SAP Code	Description	Nom Dia mm (in)	Pack Qty
	C3765W	3037706	PVC-U Soil Pipe Socketed to EN1453-1 L = 4m	110 (4)	114
	C8042W	3035681	PVC-U Brackets PVC-U Pipe Bracket	110 (4)	10
	C8691G	4039375	Steel Brackets Steel Pipe/Skt Bracket (BZP Coated Steel)	110 (4)	10
	C8736G	4039492	Steel Pipe Bracket - Adjustable	110 (4)	1
	C8085G	4039540	Steel Socket Bracket	110 (4)	1
	C8028W	3043016	Couplers D/S Pipe Coupler	110 (4)	20
	C8459W	3043026	D/S Repair Coupler	110 (4)	20
	C8644BK	3054427	Adaptors/ Reducers Internal Drain Connector for 32mm/40mm Waste Pipe	110 (4)	5
	C8645BK	3054428	Internal Drain Connector for 50mm Waste Pipe	110 (4)	5
	C8029W	3036574	S/S Short Radius Bends S/S Bend 90°	110 (4)	5
	C8031W	3036325	S/S Bend 45°	110 (4)	5
	C8032W	3040905	D/S Short Radius Bends D/S Bend 90°	110 (4)	5
	C8034W	3067154	D/S Bend 45°	110 (4)	5

Above ground systems

Product details **Push-fit soil – White**

	Product Code	SAP Code	Description	Nom Dia mm (in)	Pack Qty
	C8190W	3036784	S/S Single Branches S/S Single Branch 90° with 3 Boss	110 (4)	5
	C8460W	3036725	S/S Single Branch 90° with 5 Boss	110 (4)	5
	C8033W	3066558	D/S Single Branch D/S Single Soil Branch 90°	110 (4)	12
	C8230W	3043047	S/S Double Branch S/S Double Branch with 2 x Boss 90°	110 (4)	1
	C8589W	3036459	Bossed Pipes S/S Bossed Pipe with 4 Boss Sockets	110	5
	C8398W	3035120	Bossed Socket Adaptors S/S Boss Adaptor 50x32 (Ring Seal)	50x32	10
	C8399W	3035190	S/S Boss Adaptor 50x40 (Ring Seal)	50x40	10
	C8360W	3035406	S/S Boss Adaptor 50 (Ring Seal)	50	5
	C8319W	3035589	Strap Bosses Strap Boss	110 (4)	5
	C8322W	3043019	Clip Boss 32	110x32	10

	Product Code	SAP Code	Description	Nom Dia mm (in)	Pack Qty
			Strap Bosses – continued		
	C8321W	3043021	Clip Boss 110x40	110x40	5
			Access Fittings & Plugs		
	C8001W	3036536	S/S Access 90 ° Bend with screwed access door	110 (4)	5
	C8274W	3036780	Bossed Access Pipe With Screwed Access Door and 3 x Boss	110 (4)	5
	C8588W	3043048	D/SW Short Bossed Pipe	110 (4)	5
	C8462W	3036203	D/SW Bossed Pipe (Ring Seal) – for 1¼" / 32 plastic	110 x 32	5
	C8461W	3036205	D/SW Bossed Pipe (Ring Seal) – for 1½" / 40 plastic	110 x 40	5
	C8708W	3036036	Plain Ended Socket Plug with Screwed Access	110 (4)	1
	C8709W	3035887	Plain Ended Socket Plug with 1 x Boss Socket	110 (4)	5
			Ancillaries		
	C8302W	3035536	Balloon Grating	110 (4)	5
	C8310W	3043037	Vent Cowl	110 (4)	1

Above ground systems

Product details **Push-fit soil – White**

	Product Code	SAP Code	Description	Nom Dia mm (in)	Pack Qty
Ancillaries – continued					
	C8705G	4039601	Aluminium Pipe Flashing 400x400 – for flat roofs	110 (4)	1
	C8706G	4039602	Aluminium Pipe Flashing 450x450 – for pitched roofs	110 (4)	1
Cleaners, Lubricant & Solvent Cement					
	C8380G	4039532	Cleaner 250ml Can	–	–
	C8383G	4039528	Solvent Cement No.2 125ml Can	–	–
	A0616	3066734	Solvent Cement 250ml Can	–	–
	C8385G	4039536	Solvent Cement No.2 500ml Can	–	–
	C8392G	4039507	Silicone Lubricant Spray 400ml	–	–
	F2948	3066737	Wavin lubricant 800g Tub	–	–

Above ground systems

Introduction to Wavin Soil – Solvent Weld System

Wavin Soil PVCu solvent weld system comprising: Pipe, Bends, Branches, Adaptors and Access Fittings, is a gravity drainage system for the disposal of soil and rainwater for all types of buildings, meeting the design performance and layout requirements of EN12056:2000.

- ⦿ Available in diameters 110mm, 160mm and 200mm
- ⦿ Colour: Grey
- ⦿ Suitable for internal applications
- ⦿ Unique Keyway for Boss Socket adaptor to ensure correct fall for waste pipe
- ⦿ Manufactured to EN1329-1:2014 / EN1453-1:2000
- ⦿ Independent Certification – BSI Kitemark



Plain Ended Pipe P/E

Pipe

Pipe will have plain end both ends chamfered



Solvent Weld/Single (SW/S)

Fittings with one or more solvent sockets and one plain or special end



Single/Solvent Weld (S/SW)

Fittings with one or more ring-seal sockets but always one solvent socket



Double/Solvent Weld (D/SW)

Fittings with solvent sockets at all

Key to abbreviations

G Grey


Important Note:

Wavin Soil fittings must be ordered in their pack multiples as illustrated.

Above ground systems

Product details **Solvent Weld Soil – Grey**


Soil Pipe and Fittings

	Product Code	SAP Code	Description	Nom Dia mm (in)	Pack Qty
	4S074G	3037703	P/E PVC-U Pipe to EN1453-1 L = 4m	110 (4)	2
		3037950	L = 4m	160 (6)	2
		3082622	L = 4m	200 (8)	
	C8042G	3032465	PVC-U Brackets PVC-U Pipe Bracket	110 (4)	10
	C6042G	3032486	PVC-U Pipe Bracket	160 (6)	1
	C8084G	3031909	PVC-U Socket Bracket	110 (4)	5
	C8691G	4039375	Steel Brackets Steel Pipe/Skt Bracket (BZP Coated Steel)	110 (4)	10
	C8736G	4039492	Steel Pipe Bracket - Adjustable	110 (4)	1
	C6736G	4039494	Steel Pipe Bracket - Adjustable	160 (6)	1
	C8085G	4039540	Steel Socket Bracket	110 (4)	1
	C8086G	4039495	Steel Socket Bracket	160 (6)	1
	4S124G	3030184	S/SW Single Couplers S/SW Single Coupler	110 (4)	5
	6S124G	3030185	S/SW Single Coupler	160 (6)	1
	4S104G	3036017	D/SW Double Couplers D/SW Double Coupler	110 (4)	5
	6S104G	3039835	D/SW Double Coupler	160 (6)	1
		3003092	D/SW Double Coupler	200 (8)	
	4S496G	3039833	Adaptors/ Reducers SW/S Reducer 110x50	110 (4)	5
	6S499G	3039842	SW/S Reducer 160x110	160 (6)	1
		3082624	SW/S Reducer 200x160	200 (8)	
	C8098G	3043035	Reducer 110x32	110 (4)	5
	C8097G	3043036	Reducer 110x40	110 (4)	5
	C8465G	3032467	S/S Reducer 110x50	110 (4)	5

	Product Code	SAP Code	Description	Nom Dia mm (in)	Pack Qty
	4S416G	3039880	Expansion Cap Expansion Cap	110 (4)	5
	4S263G	3040911	Bends – Solvent Weld/Spigot SW/S Bend 45°	110 (4)	5
	4S268G	3040866	SW/S Bend 11.25°	110 (4)	5
	4S260G	3040865	SW/S Long Tail Bend 90°	110 (4)	5
	4S461G 6S461G	3040891 3040899 4005686	Bends – Double/Solvent Weld Sockets D/SW Bend 90° D/SW Bend 90° D/SW Bend 90°	110 (4) 160 (6) 200 (8)	5
	4S462G	3040892 4005685	D/SW Bend 67.5° D/SW Bend 67.5°	110 (4) 200 (8)	5
	4S463G 6S463G	3040893 3040900 4005684	D/SW Bend 45° D/SW Bend 45° D/SW Bend 45°	110 (4) 160 (6) 200 (8)	5 5
	4S435G	3036324	Offset Bends SW/S Offset Bend (bottom)	110 (4)	5
	4S450G	3039820	D/SW Offset Bend (top)	110 (4)	1
	4S290G	3040867	Single Branches – Single/Solvent Weld Sockets SW/S Single Branch 90°	110 x 110	5

Above ground systems







Product details Solvent Weld Soil – Grey

	Product Code	SAP Code	Description	Nom Dia mm (in)	Pack Qty
	4S490G	3040895	Single Branches – Double Solvent Weld Sockets D/SW Single Branch 90°	110 x 110	5
	6S490G	3040901	D/SW Single Branch 90°	160 x 160	5
	4S495G	3040898	D/SW Single Branch - 90° 5 Boss	110 x 110	5
	4S410G	3040889	D/SW Single Branch - 45°	110 x 110 x 110	5
		4005848	D/SW Single Branch 3 Boss 90°	200 x 200	
		4005847	D/SW Single Branch 3 Boss 45°	200 x 200	
	6S498G	3040902	D/SW Unequal Single Branch – Double Solvent Weld Sockets D/SW Unequal Single Branch 90°	160 x 110	5
	4S491G	3040896	SW/S Corner Branch – Single Solvent Weld Sockets SW/S Corner Branch 90°	110 x 110	5
	4S430G	3040890	D/SW Double Branch– Double Solvent Weld Sockets D/SW Double Branch 90°	110 x 110	5
	4S483G	3040910	Bossed Pipes D/SW Bossed Pipe (Solvent Weld) – for 1¼" / 32mm	110 x 32	5
	4S484G	3040909	D/SW Bossed Pipe (Solvent Weld) – 1½" / 40mm	110 x 40	5
	4S586G	3036362	D/SW Bossed Pipe – plain (4 boss sockets)	110 (4)	5

	Product Code	SAP Code	Description	Nom Dia mm (in)	Pack Qty
Bossed Pipes – continued					
	C8588G	3036264	D/SW Short Bossed Pipe	110 (4)	5
	4S585G	3032484	SW/S Bossed Pipe – plain (4 boss sockets)	110 (4)	5
	4S590G	3036491	S/SW Bossed Pipe – plain (4 boss sockets) (Ring Seal / Solvent Weld socket)	110 (4)	5
	C8462G	3036207	D/SW Bossed Pipe (Ring Seal for 1¼" / 32)	110 x 32	5
	C8461G	3036204	D/SW Bossed Pipe (Ring Seal for 1½" / 40)	110 x 40	5
Bossed Socket Adaptors					
	2S298G	3039810	SW/S Boss Adaptor (Solvent Weld) – for 1¼" / 32mm	50 x 32	10
	2S299G	3039811	SW/S Boss Adaptor (Solvent Weld) – 1½" / 40mm	50 x 40	10
	2S403G	3039812	SW/S Boss Adaptor (Solvent Weld) – for 2" / 50mm	50	5
Manifold					
	C8597G	3036795	6 Boss Soil Manifold	110 (4)	1
Strap Bosses					
	C8319G	3032478	Strap Boss	110 (4)	5

Above ground systems

Product details **Solvent Weld Soil – Grey**

	Product Code	SAP Code	Description	Nom Dia mm (in)	Pack Qty
	C8322G	3043018	Clip Boss	110x32	10
	C8321G	3043003	Clip Boss	110x40	5
Access Fittings & Plugs					
	4S469G	3040894	D/SW Access 90° Bend with screwed access door	110 (4)	5
	4S493G	3040897	D/SW Single Access Branch – 90° with Screwed Access Door and 2 x Boss	110x110	5
	4S574G	3039834	SW/S Bossed Access Pipe With Screwed Access Door and 3 Boss	110 (4)	1
	6S474G	3039839	SW/S Bossed Access Pipe With Screwed Access Door and 3 Boss	160 (6)	
	4S474G	3039825	DW/S Bossed Access Pipe With Screwed Access Door and 3 Boss	110 (4)	5
	C8275G	3035960	S/S Access Saddle	110 (4)	1
	C1708G	3032461	Plain Ended Socket Plug with Screwed Access	82 (3)	5
	C8708G	3032095	Plain Ended Socket Plug with Screwed Access	110 (4)	1
	C6708G	3032492	Plain Ended Socket Plug with Screwed Access	160 (6)	1
	C8709G	3032476	Plain Ended Socket Plug with 1 x Boss Socket	110 (4)	5
Roof Outlets					
	C1414G	3032464	SW/S Domed Roof Outlet	82 (3)	1
	C8414G	3032480	SW/S Domed Roof Outlet	110 (4)	1
Ancillaries					
	C1483G	3035459	Weathering Collar	82 (3)	5
	C8483G	3035895	Weathering Collar	110 (4)	5

	Product Code	SAP Code	Description	Nom Dia mm (in)	Pack Qty
	C4302G	3032462	Balloon Grating	82 (3)	5
	C8302G	3032477	Balloon Grating	110 (4)	5
	C6302G	3032493	Balloon Grating	160 (6)	1
	C8018G	3024842	SW/S Roof Cowl	110 (4)	1
	T5326G	3036413	Hopper Head Flow capacity 6.47 l/s	110 (4)	5
	C8705G	4039601	Aluminium Pipe Flashing 400x400 – for flat roofs	110 (4)	1
	C8706G	4039602	Aluminium Pipe Flashing 450x450 – for pitched roofs	110 (4)	1
Cleaners, Lubricant & Solvent Cement					
	C8380G	4039532	Cleaner 250ml Can	–	–
	C8383G	4039528	Solvent Cement No.2 125ml Can	–	–
	A0616	3066734	Solvent Cement 250ml Can	–	–
	C8385G	4039536	Solvent Cement No.2 500ml Can	–	–
	C8392G	4039507	Silicone Lubricant Spray 400ml	–	–
	F2948	3066737	Wavin lubricant 800g Tub	–	–

Above ground systems

Introduction to Compact Soil

The Compact Soil system enables space saving and flexible installations for efficient removal of waste water. Reduced installed dimensions minimise duct space required, providing the ideal solution for multi-occupancy and flat developments, where space is a premium.

Features and Benefits

Space Saving

- Compact Soil units allow greater design flexibility with tighter connections to 32, 40 and 50mm waste pipework
- The reduced dimensions help minimise the duct space required

Ease of Installation

- Branches available with rotating bases: enables connections in difficult-to-reach spaces
- Innovative 'stop' position on fitting to prevent waste being installed with a fall less than 2.5°
- Solvent weld and push-fit connection options

Sustainability


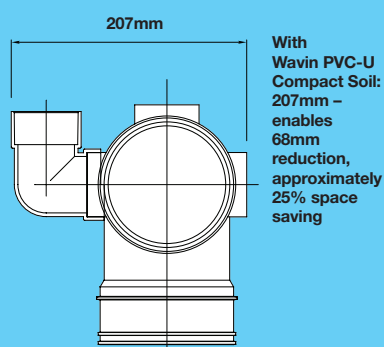
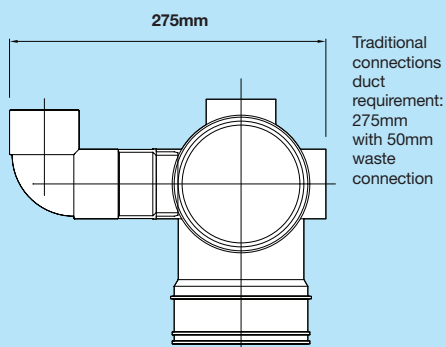
110mm and 160mm pipes are manufactured utilising Wavin's Recycore® Technology.

Applications

For vertical soil stacks and horizontal WC pipe in buildings where space is at a premium:

- Apartment buildings
- Hotels
- Warehouses
- Retail developments
- Halls of residence
- Hospitals
- Offices


PVC-U design flexibility for tighter waste connections



Above ground systems

Product details **Compact Soil – Ring Seal**

Pipes

	SAP Code	Colour Ref	Description	Nom Dia mm	Pack Qty
	3075400	E	Socketed Pipe 4m Δ	110	2
	3075418	E	3m Δ	160	10

Fittings

	SAP Code	Colour Ref	Description	Nom Dia mm	Pack Qty
	3035925	E	PVC-U Pipe Bracket	110	20
	3036058	E		160	1
	3035811	E	PVC-U Socket Bracket	110	10
	4039375		Steel Brackets Steel Pipe/Skt Bracket (BZP Coated Steel)	110	10
	4039444			Steel Pipe/Skt Bracket (BZP Coated Steel)	160
	4039540		Adjustable Socket Bracket and Brace Assembly	110	1
	4039495			160	1
	4039492		Adjustable Pipe Bracket Assembly	110	1
	4039494			160	1
	3075403	E	Couplers D/S Coupler	110	1
	3075420	E		D/S Coupler	160
	3080460	E	Acoustic Coupler PVC-U Acoustic Coupler	110	1

Above ground systems

Product details **Compact Soil – Ring Seal**




	SAP Code	Colour Ref	Description	Nom Dia mm	Pack Qty
 	3075402	E	Adaptors/Reducers S/S Reducer 110x50mm	110	5
	3075401	E	S/S Reducer 110x82mm	110	5
	3075419	E	S/S Reducer 160x110mm	160	1
	3054427	B	Internal Drain Connector for 32mm/40mm Waste Pipe	110 (4)	5
	3054428	B	Internal Drain Connector for 50mm Waste Pipe	110 (4)	5
	 	3075405	E	Single Socket Bends S/S Bend 90°	110
3075406		E	Single Socket Adjustable Bend S/S Adjustable Bend – 30°	110	1
  		3075385	E	Branches S/S Variable Branch 90° – 6 Boss	110
	3075386	E	S/S Single Branch 90° – 3 Boss	110	5
	3075380	E	S/S Single Branch 90° - 5 Boss	110	5

	SAP Code	Colour Ref	Description	Nom Dia mm	Pack Qty
	3075391	E	Branches – continued S/SW Single Branch 90° – 3 Boss Ring Seal & SW Socket	110	5
	3075392	E	S/S Unequal Junction – 45°	160/110	1
	3075393	E	D/S Unequal Single Branch – 90° - 5 Boss	160/110	1
	3075389	E	S/S Double Branch 90° – 2 Boss	110	1
	3075415	E	Bossed Pipe S/SW Bossed Pipe - 4 Boss Ring Seal & SW Socket	110	5
	3075396 3075397	E E	Push-fit Boss Adaptors – 90°	32 40	10 10
	3075394 3075395	E E	Push-fit Boss Adaptors – Straight	32 40	10 10

Above ground systems

Product details **Compact Soil – Ring Seal**


	SAP Code	Colour Ref	Description	Nom Dia mm	Pack Qty
	3075416	E	Soil Manifold System	110	1
	3035106	W	All-Fit Reducer 1½" / 40 x 1¼" / 32 for use with 3075416	40	5
	3020504	W	All-Fit Reduction Bend 2" / 50 x 1½" / 40 for use with 3075416	50	10
	3020505	W	All-Fit 90° Spigot Bend 2" / 50 for use with 3075416	50	5
	3075407	E	Strap Boss	110	5
			Access Fittings & Plugs		
	3036034	E	P/E Access Plug	110	1
	3036030	E	SW/S Access Plug	110	5
	3035884	E	P/E Socket Plug with one boss socket	110	5
			Ancillaries		
	3035535	E	Balloon Grating	110	5
	3035788	E	Weathering Collar	110	5

	SAP Code	Colour Ref	Description	Nom Dia mm	Pack Qty
Ancillaries – continued					
	3031913	E	SW/S Vent Cowl	110	1
	4039507	–	Silicone Lubricant Spray 400ml	–	1
	3066737	–	Wavin Lubricant 800g Tub	–	–

Above ground systems

Product details **Compact Soil – Solvent Weld**

Pipes

	SAP Code	Colour Ref	Description	Nom Dia mm	Pack Qty
			Plain Ended Pipe		
	3037551	E	3m Δ	110	2
	3037700	E	4m Δ	110	2
	3037947	E	4m Δ	160	1

Fittings

	SAP Code	Colour Ref	Description	Nom Dia mm	Pack Qty
			PVC-U Bracket		
	3035925	E		110	20
	3036058	E		160	1
			PVC-U Socket Bracket		
	3035811	E		110	10
			Steel Brackets		
	4039375		Steel Pipe/Skt Bracket (BZP Coated Steel)	110	10
	4039444		Steel Pipe/Skt Bracket (BZP Coated Steel)	160	1
			Adjustable Socket Bracket and Brace Assembly		
	4039540			110	1
	4039495				1
			Adjustable Pipe Bracket Assembly		
	4039492			110	1
	4039494				1
			Couplers		
	3032102	E	D/SW Pipe Coupler	110	5
	3036416	E	D/SW Pipe Coupler	160	1
			S/SW Pipe Coupler		
	3036151	E	S/SW Pipe Coupler	110	5
	3075421	E	S/SW Pipe Coupler	160	5

	SAP Code	Colour Ref	Description	Nom Dia mm	Pack Qty
	3035886	E	Adaptors/Reducers S/SW Reducer 110x50mm	110	5
	3031980	E	S/SW Reducer 160x110mm	160	1
	3054427	B	Internal Drain Connector for 32mm/40mm Waste Pipe	110 (4)	5
	3054428	B	Internal Drain Connector for 50mm Waste Pipe	110 (4)	5
	4039352	E	Expansion Cap	110	5
	3036326	E	SW/S Bends SW/S Bend 45°	110	5
	3036317	E	SW/S Bend 11.25°	110	5
	3036526	E	SW/S Long Tail Bend SW/S Long Tail Bend 87.5°	110	5
	3036323	E	Offset Bends SW/S Offset Bend Bottom 67.5°	110	5
	3075408	E	SW/S Offset Bend Top 67.5°	110	5
	3036892	E	D/SW Offset Bend Top 67.5°	110	5

Above ground systems

Product details **Compact Soil – Solvent Weld**

	SAP Code	Colour Ref	Description	Nom Dia mm	Pack Qty
	3032481	E	Double/Solvent Weld Bends D/SW Bend 90°	110	5
	3037226	E	D/SW Bend 90°	160	1
	3032482	E	D/SW Bend 45°	110	5
	3036817	E	D/SW Bend 45°	160	1
	3075383	E	Single Branches – Single Solvent Weld Socket SW/S Single Branch 90° – 3 Boss	110	1
	3075368	E	SW/S Single Branch 90° – 5 Boss	110	5
	3036643	E	Single Branches – Double Solvent Weld Socket D/SW Single Branch 45°	110	5
	3075390	E	D/SW Single Branch 90° – 3 Boss	110	5
	3037198	E	D/SW Single Branch 90°	160	5
	3075379	E	Single Branches – Double Solvent Weld Socket D/SW Single Branch 90° – 5 Boss	110	1

	SAP Code	Colour Ref	Description	Nom Dia mm	Pack Qty
	3075391	E	Single Branch 90° – 3 Boss Ring Seal + SW Sockets	110	5
	3075387	E	Double Branch – Single SW Socket SW/S Double Branch 90° – 2 Boss	110	1
	3075381	E	SW/S Double 4-Boss Branch SW/S Double Branch 90° – 4 Boss	110	1
	3075410	E	SW/S Corner Branch SW/S Corner Branch – 90°	110	
	3075388	E	Double Branches – Double SW Socket D/SW Double Branch 90° – 2 Boss	110	1
	3075382	E	D/SW Double 4-Boss Branch D/SW Double Branch 90° 4-Boss	110	1
	3075414	E	Bossed Pipes D/SW Short Bossed Pipe – 3 Boss	110	1

Above ground systems





Product details **Compact Soil – Solvent Weld**

	SAP Code	Colour Ref	Description	Nom Dia mm	Pack Qty
	3075413	E	D/SW Bossed Pipe - 4 Boss	110	1
	3036202	E	D/SW Bossed Pipe (Solvent Weld) for 1 1/4" / 32mm	110	5
	3036262	E	D/SW Bossed Pipe (Solvent Weld) for 1 1/2" / 40mm	110	5
	3075412	E	SW/S Bossed Pipe - 4 Boss	110	5
	3075415	E	S/SW Bossed Pipe - 4 Boss Ring Seal & SW Socket	110	5
Boss Adaptors					
	3075367	E	SW/S Boss Adaptor 90° for 40mm	40	10
	3075611	E	SW/S Boss Adaptor 90° for 50mm	50	10
	3075364	E	SW/S Boss Adaptor Straight for 32mm	32	10
	3075365	E	SW/S Boss Adaptor Straight for 40mm	40	10
	3075366	E	SW/S Boss Adaptor Straight for 50mm	50	10
	3075417	E	6 Boss Manifold	110	1
	3075407	E	Strap Boss	110	5
Access Fittings & Plugs					
	3075384	E	D/SW Branch 90° – 2 Boss with screwed access	110	1

	SAP Code	Colour Ref	Description	Nom Dia mm	Pack Qty
	3036974	E	D/SW Bend 90° with screwed access	110	5
	3075409	E	D/SW Bossed Access Pipe with screwed access and 3 boss sockets	110	1
	3075411	E	SW/S Bossed Access Pipe	110	5
	3075422	E	with screwed access and 3 boss sockets	160	5
	3036034	E	P/E Access Plug	110	1
	3036030	E	SW/S Access Plug	110	5
	3035884	E	P/E Socket Plug with one boss socket	110	5
<hr/>					
	3035535	E	Ancillaries Ballon Grating	110	5
	3035788	E	Weathering Collar	110	5
	3031913	E	SW/S Vent Cowl	110	1

Above ground systems

Product details **Compact Soil – Solvent Weld**

	Product Code	SAP Code	Description	Nom Dia mm (in)	Pack Qty
	C8380G	4039532	Cleaners & Solvent Cement Cleaner 250ml Can	–	–
	C8383G	4039528	Solvent Cement No.2 125ml Can	–	–
	A0616	3066734	Solvent Cement 250ml Can	–	–
	C8385G	4039536	Solvent Cement No.2 500ml Can	–	–

Above ground systems

Product details **WC Connectors**



WC Connectors – Easy-fit

	Product Code	SAP Code	Description	Nom Dia mm (in)	Pack Qty
	C8640W	3032494	Easy-fit Pan Connectors WC Connector Straight	110 (4)	1
	C8642W	3032495	WC Connector Offset	110 (4)	1
	C8641W	3036192	WC Connector Bend 14°	110 (4)	1
	C8904W	3036569	WC Connector Long Bend 90°	110 (4)	1
	C8404W	3032496	Straight Extension Piece	110 (4)	1
	C8646W	3018909	Flexible Pan Connector – Fits inside 110mm (4)	110 (4)	1

Above ground systems

Product details **Soil Ancillaries**

Soil Ancillaries

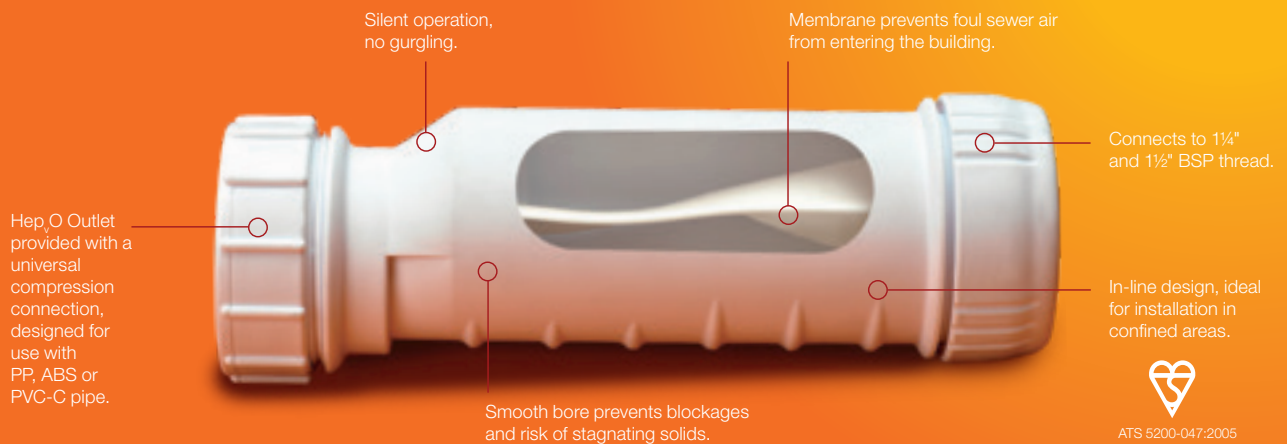
	Product Code	SAP Code	Description	Nom Dia mm (in)	Pack Qty
			D/S WC Manifold Branch – Straight		
		3020490	Straight	110	1
		3020491	8°	110	1
		3020492	15.5°	110	1
		3020493	23°	110	1
		3020494	30.5°	110	1
		3020495	38°	110	1
		3020496	8°	110	1
		3020497	15.5°	110	1
		3020498	23°	110	1
		3020499	30.5°	110	1
	3020500	38°	110	1	
	C8303W	4039343	Air Admittance Valves Wavin 40	40 (1½)	1
	C8721W	4039484	Wavin 110	110 (4)	1

Above ground systems

Introduction to HepvO

HepvO Hygienic Self-Sealing Waste Valves

- ⊙ HepvO is a self-sealing waste valve which prevents foul sewer air from entering a building
- ⊙ HepvO is suitable for use as an alternative to a traditional water trap. As it doesn't rely on trapped water to create a seal, HepvO cannot lose its seal due to evaporation, movement or siphonage
- ⊙ With its space saving design, HepvO can be installed horizontally or vertically
- ⊙ HepvO allows the admittance of air into the waste system and can replace the need for AAV's in branch ventilation
- ⊙ 32 and 40mm fittings: HepvO valves, knuckle adaptors, running adaptors and tundish kit (32mm only)
- ⊙ Manufactured in white polypropylene
- ⊙ For installation information, please refer to the HepvO Product and Installation Manual



Above ground systems

Product details **Hep_vO** and HepFlex Waste

Hep_vO Hygienic Self-Sealing Waste Valves and Flexible Waste

	Product Code	SAP Code	Description	Nom Dia mm (in)	Pack Qty
	BV1	3018899	Hep_vO Hep _v O Hygienic Self Sealing Waste Valve	32 (1¼")	1
	CV1	3018901		40 (1½")	1
	BV11	3018907	Hep _v O Knuckle Adaptor	32 (1¼")	1
	CV11	3018908		40 (1½")	1
	BV3	3018903	Hep _v O Running Adaptor –	32 (1¼")	1
	CV3	3018905	for installing Hep _v O in a pipe run	40 (1½")	1
	BV1/21	3033817	Hep _v O Tundish Adaptor Kit	32 (1¼")	1
			Flexible Waste Pipe HepFlex Pipe		
	FBP3	3031937	3.0m	32 (1¼")	1
	FCP3	3032189	3.0m	40 (1½")	1
	FBP6	3034111	6.0m	32 (1¼")	1
	FCP6	3034133	6.0m	40 (1½")	1
			S/W Spigot Fitting		
	FSBW6	3032323	HepFlex Spigot Fitting	32 (1¼")	1
	FSCW6	3032324		40 (1½")	1
	FSCW30	3031939	Flexible Waste Connector – Spigot : Spigot 40mm Hepflex fabricated length effective length 315mm	40 (1½")	1

Above ground systems

Introduction to Wavin Waste

Solvent Weld

Wavin Waste solvent weld comprising pipes and fittings is a gravity drainage system for the disposal of domestic wastewater as per the requirements of Part H of the Building Regulations 2010 and EN12056-2:2000 Gravity drainage inside buildings.

Wavin Waste Solvent Weld offers a choice of:

- ABS White waste system
- PVC-C Black waste system
- PVCu White waste pipe

ABS White waste system

- ⊙ ABS (Acrylonitrile Butadiene Styrene) – White
- ⊙ Available in 32mm, 40mm and 50mm diameter
- ⊙ Internal applications
- ⊙ For disposal of domestic wastewater up to 93°C Short term
- ⊙ Manufactured to EN1455-1:2000
- ⊙ Independent Certification – BSI Kitemark no. 504672

PVC-C Black waste system

- ⊙ PVC-C (Chlorinated Polyvinyl chloride) – Black
- ⊙ Available in 32mm, 40mm and 50mm diameter
- ⊙ Internal or External applications (UV Resistant)
- ⊙ For disposal of domestic wastewater up to 100°C short term
- ⊙ Fire retardant properties
- ⊙ Manufactured to EN1566-1:2000
- ⊙ Independent Certification – BSI Kitemark no. 540262

PVC-u White waste pipe

- ⊙ PVC-u (Unplasticized polyvinyl chloride) – White
- ⊙ Available in 32mm, 40mm and 50mm diameter
- ⊙ Internal applications
- ⊙ For disposal of domestic wastewater up to 70°C short term
- ⊙ Manufactured to EN1329








Above ground systems

Product details **White Waste**

Waste Pipe and Fittings

ABS White Waste – For disposal of all normal domestic waste water up to 93°C

	Product Code	SAP Code	Description	Nom Dia mm (in)	Pack Qty
	B0029W	3032437	Pipe (ABS) Pipe L=3 P/E	32 (1¼")	20
	B0030W	3036340	Pipe L=3 P/E	40 (1½")	20
	B0031W	3036544	Pipe L=3 P/E	50 (2)	10
	Brackets (ABS)				
	B0824W	3032438	Pipe Clip	32 (1¼")	30
	B0844W	3034969	Pipe Clip	40 (1½")	30
	B0864W	3035100	Pipe Clip	50 (2)	10
	Couplers – Double Socket (ABS)				
	B0823W	3032439	D/S Coupler	32 (1¼")	20
	B0843W	3032445	D/S Coupler	40 (1½")	30
	B0863W	3032090	D/S Coupler	50 (2)	5
	Bends – Double Socket (ABS)				
	B0833W	3035170	D/S Knuckle Bend 90°	32 (1¼")	10
	B0853W	3032446	D/S Knuckle Bend 90°	40 (1½")	20
	B0679W	3035679	D/S Knuckle Bend 90°	50 (2)	5
	B0820W	3032441	D/S Bend 90°	32 (1¼")	25
	B0840W	3032094	D/S Bend 90°	40 (1½")	10
	B0860W	3032433	D/S Bend 90°	50 (2)	5
	B0821W	3032092	D/S Bend 45°	32 (1¼")	20
	B0841W	3032447	D/S Bend 45°	40 (1½")	20
	B0861W	3032434	D/S Bend 45°	50 (2)	5
	Single Branches – D/S (ABS)				
	B0822W	3032442	Equal Tee 90° 32x32	32 (1¼")	10
	B0842W	3032448	Equal Tee 90° 40x40	40 (1½")	5
	B0862W	3032435	Equal Tee 90° 50x50	50 (2)	5
	B0902W	3035404	Equal Tee 45° 32x32	32 (1¼")	10
	B0903W	3032449	Equal Tee 45° 40x40	40 (1½")	5
B0904W	3032436	Equal Tee 45° 50x50	50 (2)	5	
	Double Branches – D/S (ABS)				
	B0854W	3035810	Equal Cross Tee 90° 40x40x40	40 (1½")	5
	B0874W	3035991	Equal Cross Tee 90° 50x50x50	50 (2)	5





	Product Code	SAP Code	Description	Nom Dia mm (in)	Pack Qty	
	B0825W	3032093	Access Plug (ABS) Access Plug	32 (1¼")	5	
	B0845W	3032450	Access Plug	40 (1½")	15	
	B0865W	3032091	Access Plug	50 (2)	5	
	B0835W	3035359	Connectors & Adaptors (PP) or (ABS) PP Straight Tank Connector	32 (1¼")	10	
	B0855W	3035480	PP Straight Tank Connector	40 (1½")	5	
		3035263	ABS Female Iron Connector	32 (1¼")	5	
		3035254	ABS Female Iron Connector	40 (1½")	10	
		3032440	ABS Male Iron Connector	32 (1¼")	5	
		3035253	ABS Male Iron Connector	40 (1½")	10	
		3035545	ABS Male Iron Connector	50 (2)	5	
		3038392	32mm to 21.5mm	-	5	
	B0850	3032444	40mm to 32mm (1½" x 1¼")	-	5	
	B0856	3032432	50mm to 32mm (2" x 1¼")	-	5	
	B0876	3032431	50mm to 40mm (2" x 1½")	-	5	
		C8380G	4039532	Cleaners & Solvent Cement Cleaner 250ml Can	-	-
		C8383G	4039528	Solvent Cement No.2 125ml Can	-	-
A0616		3066734	Solvent Cement 250ml Can	-	-	
C8385G		4039536	Solvent Cement No.2 500ml Can	-	-	

Above ground systems

Product details **PVC-C Black Waste**


Waste Pipe and Fittings

	Product Code	SAP Code	Description	Nom Dia mm (in)	Pack Qty
	4M073B	3036221	Pipe (PVC-C) P/E Pipe L=3	32 (1¼")	10
	5M073B	3036342	P/E Pipe L=3	40 (1½")	10
	2M073B	3036548	P/E Pipe L=3	50 (2")	5
	4M081B	3034947	Brackets (PVC-C) Pipe Bracket	32 (1¼")	40
	5M081B	3034958	Pipe Bracket	40 (1½")	35
	2M081B	3035085	Pipe Bracket	50 (2")	10
	4M104B	3034991	Couplers – Double Socket (PVC-C) D/S Coupler	32 (1¼")	10
	5M104B	3035123	D/S Coupler	40 (1½")	10
	4M160B	3035160	Bends – Double Socket (PVC-C) D/S Knuckle Bend 90°	32 (1¼")	30
	5M160B	4039182	D/S Knuckle Bend 90°	40 (1½")	30
	4M161B	4039169	D/S Bend 90°	32 (1¼")	10
	5M161B	4039174	D/S Bend 90°	40 (1½")	40
	2M161B	4039320	D/S Bend 90°	50 (2")	5
	4M163B	4039153	D/S Bend 45°	32 (1¼")	10
5M163B	4039163	D/S Bend 45°	40 (1½")	20	
	4M190B	3035335	Single Branches – D/S (PVC-C) Equal Tee 90°	32 (1¼")	5
	5M190B	4039208	Equal Tee 90°	40 (1½")	15
	2M190B	4039386	Equal Tee 90°	50 (2")	5
	4M292B	3034932	Access Plug (PVC-C) Access Plug	32 (1¼")	5
	5M292B	3035047	Access Plug	40 (1½")	5
	2M292B	3035248	Access Plug	50 (2")	5
	5M455B	3034938	Adaptor / Reducer (PVC-C) Reducer 40x32	40x32	10
	2M458B	3035348	Reducer 50x32	50x32	5
	2M456B	3035363	Reducer 50x40	50x40	5

	Product Code	SAP Code	Description	Nom Dia mm (in)	Pack Qty
Cleaners & Solvent Cement					
	C8380G	4039532	Cleaner 250ml Can	-	-
	C8383G	4039528	Solvent Cement No.2 125ml Can	-	-
	A0616	3066734	Solvent Cement 250ml Can	-	-
	C8385G	4039536	Solvent Cement No.2 500ml Can	-	-

Product details **PVC-U White Waste**

Waste Pipe

	Product Code	SAP Code	Description	Nom Dia mm (in)	Pack Qty
			Pipe (PVC-U) For disposal of all normal domestic waste water up to 70°C		
	B0018		P/E Pipe L=4	32 (1¼")	20
	B0019		P/E Pipe L=4	40 (1½")	20

Above ground systems

Introduction to Wavin AS

Acoustic Soil System

Wherever low noise in discharge pipework is a design requirement, Wavin Push-fit Acoustic Soil System is an efficient, practical and cost-reducing solution.

The system delivers significant sound reduction over standard soil systems. Its mineral-reinforced molecular material, Astolan®, can absorb airborne, structural and impact sound.

Installation is fast and easy which saves time and cost, especially compared with traditional sound insulating techniques such as cast iron. Mineral wrapping is not required unless stipulated as Robust Details.

Special Advantages

- ⊙ Lightweight compared with cast iron, yet extremely robust and resistant to corrosion
- ⊙ Manufactured from sound-reducing material
- ⊙ No need for mineral wrapping
- ⊙ Push-fit technology saves installation time and cost

Features and Benefits – In Service

- ⊙ Resistant to hot water: operational temperature capability of up to 95°C short-term (90°C long-term)
- ⊙ Extremely robust: corrosion-resistant
- ⊙ Waste water drainage capability between pH2 and pH12
- ⊙ Smooth inner surface: resistant to build-up of internal deposits

Applications

- ⊙ Soil stacks in multiple-storey buildings requiring noise insulation
- ⊙ This system is also ideal for suspended pipework

Key to abbreviations




P/E	Pipe and Fittings with both ends plain or with one plain end and one special end
S/S	Pipe and Fittings with one or more ring-seal or push-fit sockets, but always one plain or special end
D/S	Fittings with ring-seal or push-fit sockets at all ends
S/SW	Fittings with one or more ring-seal sockets but always one solvent socket
SW/S	Fittings with one or more solvent sockets and one plain or special end
D/SW	Fittings with solvent sockets at all ends







Above ground systems

Product details **Wavin AS**

Pipes

	SAP Code	Description	Nom Dia mm	Pack Qty
	3003325	P/E Pipe L = 3.0m	110	29
	3003331	L = 3.0m	160	20
	3003332	L = 3.0m	200	14
	3012211	S/S Pipe L = 3.0m	110	1
	3003362	L = 2.0m	110	1
	3074619	S/S 150mm Short Length Pipe L = 0.15m	110	1
	3074622	L = 0.15m	160	1

Fittings

	SAP Code	Description	Nom Dia mm	Pack Qty
	3074603	Compensator Socket Push-fit Socket	110	4
	3074606		160	1
	3074607		200	1
	3074610	Repair Coupler D/S Sleeve	110	4
	3074612		160	4
	3074613		200	1
	3074604	S/S Long Socket	110	4
	3074698	S/S Reducer 160/110	160/110	4
	3074700	200/160	200/160	4

Above ground systems

Product details **Wavin AS**





	SAP Code	Description	Nom Dia mm	Pack Qty
	3074637	S/S Bend - 15°	110	4
	3074647		160	4
	3074638	S/S Bend - 30°	110	4
	3074648		160	4
	3074639	S/S Bend - 45°	110	4
	3074649		160	4
	3074651		200	4
	3074640	S/S Bend - 67°	110	4
	3074641	S/S Bend - 87°	110	4
	3074650		160	4
	3074652		200	4
	3074653	S/S Long Bend - 45°	110	4
	3074642	S/S Air Circulation Bend - 135°	110	4

	SAP Code	Description	Nom Dia mm	Pack Qty
	3074673	S/S Equal Single Branch – 45° 110/110	110	4
	3074681	160/160	160	2
	3074682	200/200	200	1
	3074674	S/S Equal Single Branch – 67° 110/110	110	4
	3074713	S/S Equal Single Branch – 90° 110/110	110	4
	3074680	S/S Unequal Single Branch – 45° 160/110	160/110	4
	3074715	S/S Equal Double Branch – 90° 110/110/110	110	2
	3074684	S/S Double Corner Branch – 90° 110/110/110	110	2
	3003430	S/S Parallel Equal Branch 110/110	110	2

Above ground systems

Product details **Wavin AS**

	SAP Code	Description	Nom Dia mm	Pack Qty
	3074687	Access Fittings & Plugs S/S Rectangular Access Pipe	110	4
	3074689		160	4
	3074704	Stop End Socket Plug	110	4
	3074706		160	4
	4006571	Safety Clip for Socket Plug	110	1
	4006573		160	4
<hr/>				
	3036613	PVC Ancillary Fittings Single Boss Pipe – Spigot Tail	110x32	4
	3036614		110x40	4
	3036795	Soil Manifold	50	1
	3035106	All-Fit Reducer – 40:32mm	50	5
	3020504	All-Fit Reduction Bend – 50:40mm	50	10
	3020505	All-Fit 90° Spigot Bend – 50mm	50	5

	SAP Code	Description	Nom Dia mm	Pack Qty
	4006566	Ancillaries Connector from Cast Iron to Wavin AS	110	1
	4006568		160	1
	3020510	Pipe Bracket with Rubber Insert	110	1
	4006562		160	1
	4006563		200	1
	3020512	Chamfering Tool	110	1
	4022836	Lubricant - 500ml Approx 30 Connections	110	1
	4022836	Approx 20 Connections	160	1
	4022836	Approx 10 Connections	200	1

Above ground systems

Introduction to Wavin HDPE

Wavin HDPE is a universal system approved for pipe installation in buildings to DIN 19535 and DIN EN 1519. The product range includes pipes and fittings with dimensions between 40mm and 315mm.

Wavin HDPE is a complete soil, waste and vent system of pipes and fittings, manufactured from high-density polyethylene (PE HD). This tough and durable HDPE system offers an extraordinary chemical resistance in combination with a high flexibility level and great impact resistance. Wavin HDPE pipes and fittings are jointed by welding, making the joints resistant to tension. There are two methods of welding: butt welding and electro-fusion welding. Most Wavin HDPE products can also be used as part of negative pressure installations like the siphonic roof drainage system Wavin QuickStream.

Feature and Benefits

- ⦿ **High-temperature resistance**
Wavin HDPE is resistant to temperatures of up to 90°C continuous temperature and 100°C short term
- ⦿ **Flexibility**
Wavin HDPE is well suited to assemblies subjected to vibration. It is therefore ideal for use in seismic zones and across expansion joints
- ⦿ **UV resistance**
With the addition of a percentage of carbon black, HDPE is UV-stabilised and can therefore be installed outdoors without degradation problems
- ⦿ **Ease of welding**
An advantage of Wavin HDPE is that it can be welded (both by butt welding and with electrofusion joints), thereby providing a perfectly sealed system
- ⦿ **Low weight**
Wavin HDPE's lightness makes transportation and handling easy
- ⦿ **Use of adhesives**
Because of its high resistance to chemical agents, Wavin HDPE cannot be jointed with adhesives
- ⦿ **Low-temperature resistance**
The elasticity of Wavin HDPE allows pipes to withstand freezing of internal water





- ⦿ **Impact resistance**
Wavin HDPE's elasticity gives pipes a high impact strength at temperatures as low as -40°C. This ruggedness makes handling of pipes easy during installation
- ⦿ **Smooth Bore**
The smooth surface of Wavin HDPE allows for both an optimum flow of any type of waste material and self-cleaning of pipes
- ⦿ **Fire Hazards**
Wavin HDPE does not issue any toxic gases during combustion
- ⦿ **Wavin HDPE connection seals**
Quick-fit coupling and expansion joint seals remain resistant to waste water from house hold appliances, laboratories and hospitals.
The seals are produced from an elastomer which guarantees sealing and durability even in extreme conditions



Above ground systems

Product details **HDPE**

Soil, Waste and Vent

	SAP Code	Description	Nom Dia mm	Pack Qty	
		Pipe – HDPE			
	3075609	PE Pipe - 3 metre length	110	1	
	3003465	PE Pipe - 5 metre length	40	1	
	3003466		50	1	
	3003467		63	1	
	3003468		75	1	
	3003477		56	1	
	3003458		90	1	
	3003459		110	1	
	3003460		125	1	
	3003461		160	1	
	3003462		200	1	
	3003463		250	1	
3003464		315	1		
		Reducers			
	3003820	Concentric Reducer	56/50	20	
	3003798		63/56	20	
	3003858		110/56	10	
	3003808		110/63	10	
	3003809		110/75	10	
	3003810		110/90	10	
	3003815		125/110	10	
	3003816		160/110	5	
	3018808		200/160	1	
	3018809		250/200	1	
	3018810		315/250	1	
		3003821	Eccentric Reducer – Short	50/40	20
		3003841		56/50	20
		3003824		75/40	20
		3003825		75/50	20
		3003843		75/56	20
		3003826		75/63	20
3003828			90/63	20	
3003829			90/75	20	
3003830			110/40	20	
3003831			110/50	20	
3003835			110/56	20	
3003832			110/63	20	
3003833			110/75	20	
3003834			110/90	20	
3003839			160/110	5	
3003840		160/125	5		
	3003846	Eccentric Reducer – Long	200/110	5	
	3003847		200/125	1	
	3003848		200/160	1	
	3070632*		250/200	1	
	3014918*		315/200	1	
	3003856*		315/250	1	



Note: * = Segment Welded.

Above ground systems

Product details **HDPE**

	SAP Code	Description	Nom Dia mm (in)	Pack Qty
	3017993	Elbows Elbow 15°	110	20
	3003576	Elbow 30°	110	20
	3003584		160	5
	3003597	Elbow 45°	56	20
	3003569		63	20
	3003572		75	20
	3003574		90	20
	3003577		110	25
	3003582		125	10
	3003585		160	5
	3003588		200	5
	3018821*		250	1
	3018822*		315	1
	3075824	Elbow 45° Long Tail	110	6
	3003598	Elbow 88.5°	56	20
	3003570†		63	20
	3003573†		75	20
	3003575		90	20
	3003579†		110	20
	3003583†		125	10
	3003587†		160	5
	3003943*	Elbow 90° Segment Welded	160	10
	3018818*		200	1
	3017978*		250	1
	3018819*		315	1
	3003944	Elbow 90° Extended	56	20
	3003622		75	25
	3003602		90	25
	3003603		110	20

Note: * = Segment Welded. † = Swept type.

	SAP Code	Description	Nom Dia mm (in)	Pack Qty
	3003791	Airmix HDPE Airmix "sovent"	110	23
	4042219		160	10
	3003792	Branches Swept Branch 88.5°	110	10
	3003728	Double Branch 45°	110/110	5
	3003724	Branch 45°	56/56	20
	3003633		63/63	20
	3003649		75/56	20
	3003641		75/75	20
	3003666		110/50	10
	3003674		110/56	10
	3003668		110/63	10
	3003670		110/75	10
	3003662		110/110	15
	3003679		125/63	10
	3003685		125/110	10
	3003676		125/125	5
	3003688		160/110	5
	3003690		160/125	5
	4009725		160/160	5
	3070633*		200/110	5
	3070634*		200/160	5
	3070630*		200/200	5
	3003705*		250/110	1
	3003709*		250/160	1
	3003710*		250/200	1
	3018826*		250/250	1
	3003723*		315/110	1
	3018828*		315/160	1
	3003718*		315/200	1
3003719*	315/250		1	
3018829*	315/315		1	

Note: * = Segment Welded.

Above ground systems

Product details **HDPE**

	SAP Code	Description	Nom Dia mm (in)	Pack Qty
		Branches – continued		
		Branch 88.5°		
	3003726		56/50	20
	3003727		56/56	20
	3003638		63/50	20
	3003650		75/56	20
	3003642		75/75	20
	3003655		90/40	10
	3003657		90/50	10
	3003652		90/90	10
	3003665		110/40	10
	3003667		110/50	10
	3003675		110/56	10
	3003671		110/75	10
	3003663		110/110	15
	3003677		125/125	10
	3003689		160/110	5
	3003687		160/160	5
	3003698*		200/110	20
	3003702*		200/160	1
	3018831*		200/200	1
	3018002*		250/110	1
	3018003*		250/160	1
	3018833*		250/200	1
	3003704*		250/250	1
	3018834*		315/110	1
3018835*		315/160	1	
3018836*		315/200	1	
3018837*		315/250	1	
3003713*		315/315	1	
	3075823	Boss Pipe Boss Pipe – Four Way Extended Spigot	110/56	6
		Connectors and Adaptors		
	4063088	Rubber Boss Adaptor	56/32	1
	4063089		56/40	1

Note: * = Segment Welded.







	SAP Code	Description	Nom Dia mm (in)	Pack Qty
	4012113	Galvanised HDPE Bracket M10 Connection	40	10
	4012117		50	10
	4063090		56	1
	4012121		63	10
	4012125		75	10
	4012131		90	10
	4012137		110	10
	4012141		125	10
4012146	160	10		
	4012329	Bracket Insert	40	50
	4012331		50	50
	4063093		56	25
	4012333		63	50
	4012335		75	50
	4012337		90	50
	4012339		110	50
	4012341		125	50
	4012343		160	50
	4012345		200	20
4023375	250	20		
4023376	315	20		
	4012118	Galvanised HDPE Bracket	50 x 1/2"	10
	4063094		56 x 1/2"	50
	4012122		63 x 1/2"	10
	4012126		75 x 1/2"	10
	4012132		90 x 1/2"	10
	4012138		110 x 1/2"	10
	4012142		125 x 1/2"	10
	4012147		160 x 1/2"	10
	4012151		200 x 1"	10
	4012155		250 x 1"	10
4012159	315 x 1"	10		
	4063092	Mounting Plate	M10	50
	4012326		G 1/2"	50
	4026438	Fire Collar EFM	110	2
	4026439		125	2
	4026441		200	1
	4026442		250	1

Above ground systems

Product details **HDPE**

	SAP Code	Description	Nom Dia mm (in)	Pack Qty	
	3003764	Spherical Branches Spherical Branch, 2 Stubs Type A – 180°	110/75	5	
	3003755		110/110	5	
	3003756	Type B – 90°	110/110	5	
	3003774	Type C – 135°	110/110	5	
		3003775	Spherical Branch, 3 Stubs Type D – 135°	110/110	5
		3003776	Type E – 90°	110/110	5
	3003777	Spherical Branch, 4 Stubs Type F – 90°	110/110	5	
	3003739	Access Tees Access Tee 45°	110/110	5	
	3003743		160/110	5	
	3003736	Access Tee 88.5°	75/75	10	
	3003740		110/110	10	
	3070631*		160/110	5	
	3017974*		200/110	1	
	3017975*		250/110	1	
	3017976*		315/110	1	
	3003550	Toilet Connectors Wall Mounted Toilet Connector	90/90	10	
	3003554		110/110	10	
	3003619	Wall Mounted Toilet Connector Elbow 90° for hanging toilets	90/90	10	
	3018007		110/90	10	
	3003620		110/110	10	
	3003621	Wall Mounted Double Toilet Connector Elbow 90°	110/110	5	










Note: * = Segment Welded.







	SAP Code	Description	Nom Dia mm (in)	Pack Qty
	3003478	Electro-fusion Coupler		
		- Universal Type (WAVIDUO)		
	3003478		40	20
	3003479		50	20
	3003489		56	20
	3003480		63	20
	3003481		75	20
	3003482		90	20
	3003483		110	20
3003484		125	10	
3003485		160	24	
4061068		200	6	
<hr/>				
	3003493	Sockets, Caps and Flange Adaptors		
		Push-fit Socket with Gasket and Cap		
	3003493		56/56	20
	3003495		75/75	20
3003497		110/110	20	
3003499		160/160	18	
	3003505	Expansion Socket with Gasket and Cap		
	3003506		40/40	20
	3018008		50/50	20
	3003507		56/56	15
	3003507		63/63	20
	3003508		75/75	20
	3003509		90/90	10
	3003510		110/110	20
	3003511		125/125	10
	3003512		160/160	5
	3003513*		200/200	15
	3070629		250/250	1
3003515		315/315	1	
	3003869	Complete Closing Cap		
	3003870		40	10
	3003873		50	10
			110	10
	3003860	Weld Cap		
	3003861		40	20
	3003862		50	20
	3003863		63	20
	3003865		75	20
	3003865		90	20
	3003866		110	20
	3003867		125	10
	3003868		160	10
	3018708	Protection Cap for pipes and fitting		
	3018709		90	50
			110	40

Note: * = Segment Welded.

Above ground systems

Product details **HDPE**

	SAP Code	Description	Nom Dia mm (in)	Pack Qty
Sockets, Caps and Flange Adaptors – continued				
	4025989	Flange Adaptor	75	5
	4009748		110	5
	4009750		160	5
	4009751		200	5
	4025992		250	1
	3018031		315	1
	4009793	Galvanised Steel Flange 1"	1"	20
	4009761	Brass Nut Connection	63	10
	3003925	Internal Thread Joint	50	20
	3003516	Shrink-on Socket with Seal	50	5
Accessories				
	4036330	Electrofusion Welding Tool DUO 315	-	1
	4011398	Heat Reflector Butt-Welding Tool VR 160, 40-160mm	40-160	1
	4011401	Heat Reflector Butt-Welding Tool Media 250, 75-250mm	75-250	1
	4011403	Welding Mirror Complete with metal case Class X1, TP200	160	1

	SAP Code	Description	Nom Dia mm (in)	Pack Qty
  	4011402	Accessories – continued Heat Reflector Butt-Welding Tool Maxi 315, 90-315mm	90-315	1
	4026014	PE Pipe Cutter	40-63	1
	4011390		50-125	1
	4011393		110-160	1
	4011396		200-315	1
  	4011453	Other Processing Aids PE marker pen China Marker	-	12
	4020757	PE pipe scraper	-	10
	4025509	PE cleaner 0.7 litre bottle	-	12

Above ground systems

Introduction to Wavin Rainwater Systems

Comprehensive Choice

Domestic



RoundLine
112mm (4½")
Half-round gutter



SquareLine
100mm (4")
Square section gutter



StormLine
111x76x97mm (4¼x3¾")
Ogee profile gutter



DeepLine
113mm (4½")
Semi-elliptical gutter

Industrial & Commercial



SuperLine
125mm (5")
Half-round gutter



RoofLine
150mm (6")
Half-round gutter

Gutters	Domestic		Domestic High Capacity		Industrial & Commercial	
	RoundLine	SquareLine	StormLine	DeepLine	SuperLine	RoofLine
Max Roof Area*	163m ²	178m ²	254m ²	299m ²	250m ²	317m ²
Downpipe Systems	68mm ●	61mm ■ 68mm ●†	61mm ■ 68mm ●	68mm ●	68mm ●	110mm ●
Width	114mm	103mm	111mm	113mm	125mm	150mm
Depth	50mm	51mm	76mm	76mm	64mm	74mm
Depth (back)			97mm			

Maximum Effective Roof Area (m²) gutter laid to 1:600 fall

System	Running outlet position		Flow capacity litres/sec
	At END of gutter	At CENTRE of gutter	
RoundLine	79	163	1.25-3.43
SquareLine	96	178	1.30-3.71
StormLine ■	130	254	1.32-5.28
StormLine ●	125	239	1.26-4.98
DeepLine	145	299	2.28-6.21
SuperLine	121	250	2.10-5.19
RoofLine	164	317	2.48-6.59

NOTE: System capacity/performance capability is reduced if the roof includes valleys, dorma windows, steep pitch, or Guttering is laid level (reduction approx. 20-30%), or Gutter includes an angle (reduction approx. 15%). ■ With SquareLine downpipe ● With RoundLine downpipe

Domed Roof Outlets

82mm and 110mm Domed Roof Outlets

- ⌚ For flat roofs
- ⌚ May be installed in mastic asphalt or built-up roofing
- ⌚ For roof areas up to a maximum of
 - 143m² for 82mm outlet
 - 209m² for 110mm outlet
 with one downpipe
- ⌚ Connects to 82mm and 110mm circular downpipe



Approvals

BS EN 607: 2004

Eaves, gutters & fittings – PVC-U. Definitions, requirements and testing.

Approved Systems: RoundLine, DeepLine, SuperLine, RoofLine, SquareLine and StormLine.

BS EN 1462: 2004

Gutter brackets. Classification, requirements & testing.

Approved Systems: RoundLine, DeepLine, SuperLine, RoofLine, SquareLine and StormLine.

BS EN 12200-1: 2000 Plastics

rainwater piping systems for above ground external use – PVC-U.

Approved Systems: Round pipes 68, 82 and 110mm. Square pipe 61mm.

Note: see product details section for individual part number approval information.

Above ground systems

Product details **Rainwater – RoundLine**

Wavin RoundLine

Manufactured to comply with BS EN 607/1462

	Product Code	SAP Code	Description	Nom Dia mm	Pack Qty
	T0072BK	3036189	Gutter 2.0m	112	5
	T0074BK	3036476	4.0m	112	5
	T0074W	3036477	4.0m	112	5
	T0009BK	3035863	Union, Brackets and Spacer Gutter Union	112	10
	T0019BK	3035138	Gutter Support Bracket	112	40
	T0019W	3035140	Gutter Support Bracket	112	20
	T0005BK	3035773	Gutter Joint Bracket	112	10
	T0005W	3035684	Gutter Joint Bracket	112	5
	T0011BK	3035455	Outlets and Stopends Stopend – External	112	10
	T0011W	3035454	Stopend – External	112	5
	T0010BK	3035132	Stopend – Internal	112	5
	T0010W	3035134	Stopend – Internal	112	5
	T0624BK	3036246	Running Outlet – Straight	112	5
	T0624W	3036245	Running Outlet – Straight	112	5
	T0625BK	3036384	Swivelock Running Outlet – Bent	112	2
T0007BK	3036129	Stopend Outlet	112	5	
	T0003BK	3036023	Gutter Angles 90°	112	5
	T0003W	3036022	90°	112	5
	T0016BK	3035867	60°	112	5
	T0004BK	3035838	45°	112	5
	T0004W	3035841	45°	112	5

Above ground systems

Product details **Rainwater – RoundLine**




	Product Code	SAP Code	Size / Description	N° per Pack	Pallet Qty
	T0064G	4039143	Spares Gutter Seal	–	5
	T0116BK	3035044	Flexiclip	–	1

Wavin Round Down Pipe Systems

Manufactured to comply with BS 4576

(To suit StormLine, RoundLine, DeepLine and SuperLine)

	Product Code	SAP Code	Description	Nom Dia mm	Pack Qty
	T0082BK	3036604	Pipe – Plain Ended 2.0m	68	5
	T0084BK	3037038	4.0m	68	5
	T0084W	3037035	4.0m	68	5
	T0088BK	3037253	5.5m	68	5
	T0092BK	3035836	Connectors Connector to 2 ½" Cast Iron RW Pipe Spigot	–	5
	T0149BK	3035944	Connector to 110mm PVC Drain Socket/Spigot	–	5
	T0024BK T0024W	3035553 3035556	Pipe Connector Pipe Connector	– –	5 5
	T0025BK T0025W	3035734 3035733	Bends Offset Bend – 67.5° Socket Offset Bend – 67.5° Socket	68 68	10 5
	T0026BK T0026W	3035729 3035727	Offset Bend – 67.5° Spigot Offset Bend – 67.5° Spigot	68 68	10 5
	T0161BK	3035783	Bend – 92.5°	68	5





	Product Code	SAP Code	Size / Description	N° per Pack	Pallet Qty
Bends and Shoe – continued					
	T0035BK	3036014	Single Branch – 67.5°	68	5
	T0035W	3036015	Single Branch – 67.5°	68	5
	T0037BK	3035670	Shoe	68	5
	T0037W	3035665	Shoe	68	5
Brackets and Spacers					
	T0033BK	3035184	Pipe/Socket Bracket	68	10
	T0034BK	3035228	Pipe Bracket	68	20
	T0034W	3035227	Pipe Bracket	68	5
	T0038BK	3035265	Socket Bracket	68	10

Above ground systems

Product details **Rainwater – SquareLine**

Wavin SquareLine

Manufactured to comply with BS EN 607/1462

	Product Code	SAP Code	Description	Nom Dia mm	Pack Qty
	T8874BK	3036506	Gutter 4.0m	100	5
	T8874W	3032553	4.0m	100	5
	T8805BK	3035877	Gutter Union and Brackets Gutter Joint Bracket	100	20
	T8805W	3032536	Gutter Joint Bracket	100	20
	T8809BK	3035876	Gutter Union	100	10
	T8809W	3035880	Gutter Union	100	5
	T8819BK	3035141	Gutter Support Bracket	100	20
	T8819W	3032545	Gutter Support Bracket	100	20
	T8806BK	3036259	Outlets and Stopends Running Outlet	100	10
	T8806W	3032538	Running Outlet	100	10
	T8811BK	3035251	Stopend – External	100	10
	T8811W	3032544	Stopend – External	100	10
	T8810BK	3035273	Stopend – Internal	100	5
	T8810W	3032542	Stopend – Internal	100	5
	T8807BK	3036131	Stopend Outlet	100	10
	T8807W	3032540	Stopend Outlet	100	10
	T8803BK	3036132	Gutter Angles 90°	100	10
	T8803W	3032533	90°	100	10
	T8804BK	3036076	45°	100	5
	T8804W	3032534	45°	100	5

Wavin Square Down Pipe Systems

Manufactured to comply with BS EN 607/1462

(To suit SquareLine and StormLine)

	Product Code	SAP Code	Description	Nom Dia mm	Pack Qty
			Down Pipes		
	T8884BK	3037149	4.0m Pipe – Plain Ended	61	5
	T8884W	3024850	4.0m Pipe – Plain Ended	61	5
	T8888BK	3037348	5.5m Pipe – Plain Ended	61	5
	T8888W	3037349	5.5m Pipe – Plain Ended	61	5
			Pipe Brackets and Connectors		
	T8823BK	3035686	Pipe Connector	61	5
	T8823W	3024856	Pipe Connector	61	5
	T8834BK	3035463	Pipe Bracket	61	5
	T8834W	3024853	Pipe Bracket	61	5
			Bends, Shoe and Wall Offsets		
	T8862BK	3035772	Pipe Bend – 87.5°	61	5
	T8862W	3024851	Pipe Bend – 87.5°	61	5
	T8838BK	3035940	Pipe Wall Offset	61	10
	T8838W	3024848	Pipe Wall Offset	61	10
	T8835BK	3035923	Pipe Branch – 67.5°	61	5
	T8835W	3024852	Pipe Branch – 67.5°	61	5
	T8825BK	3035736	Offset Bend – Socket	61	20
	T8825W	3024855	Offset Bend – Socket	61	20
	T8826BK	3035731	Offset Bend – Spigot	61	10
	T8826W	3024841	Offset Bend – Spigot	61	10
	T8832BK	3035771	Pipe Shoe and Bracket	61	5
	T8832W	3024854	Pipe Shoe and Bracket	61	5
	T8816BK	3035110	Flexiclip	–	1
	T8816W	3035112	Flexiclip	–	1
T8837BK	3035451	2 ¼" Outlet Adaptor – Square to Round	61	5	
T8837W	3032550	2 ¼" Outlet Adaptor – Square to Round	61	5	




Above ground systems

Product details **Rainwater – StormLine**

Wavin StormLine

Manufactured to comply with BS EN 607/1462

	Product Code	SAP Code	Description	Nom Dia mm	Pack Qty
	T9874BK	3036919	Gutter 4.0m	111	4
	T9874W	3024809	4.0m	111	4
Gutter Union, Brackets and Spacer					
	T9809BK	3036061	Gutter Union	111	10
	T9809W	3024831	Gutter Union	111	10
	T9819BK	3035371	Gutter Support Bracket	111	10
	T9819W	3024829	Gutter Support Bracket	111	10
	T9849BK	3035223	Gutter Hanging Bracket	111	20
	T9849W	3024819	Gutter Hanging Bracket	111	20
	T0044BK	3035464	Gutter Spacer Bracket	111	20
Outlets and Stopends					
	T9841BK	3035675	Stopend – External LH	111	10
	T9841W	3024825	Stopend – External LH	111	10
	T9851BK	3035676	Stopend – External RH	111	10
	T9851W	3024815	Stopend – External RH	111	10
	T9840BK	3035669	Stopend – Internal LH	111	5
	T9840W	3024827	Stopend – Internal LH	111	5
	T9850BK	3035666	Stopend – Internal RH	111	5
	T9850W	3024817	Stopend – Internal RH	111	5
	T9807BK	3036137	Stopend Outlet LH	111	5
	T9807W	3024835	Stopend Outlet LH	111	5
	T9808BK	3036138	Stopend Outlet RH	111	5
	T9808W	3024833	Stopend Outlet RH	111	5
	T9806BK	3036401	Running Outlet	111	5
	T9806W	3024837	Running Outlet	111	5
Gutter Angles					
	T9843BK	3036399	90° Internal Seals	111	5
	T9843W	3024823	90° Internal Seals	111	5
	T9853BK	3036404	90° External Seals	111	5
	T9853W	3024814	90° External Seals	111	5

	Product Code	SAP Code	Size / Description	N° per Pack	Pallet Qty
Gutter Angles – continued					
	T9844BK	3036260	45° Internal Seals	111	5
	T9844W	3024821	45° Internal Seals	111	5
	T9854BK	3036269	45° External Seals	111	5
	T9854W	3024812	45° External Seals	111	5
	T8999BK	3033872	Fabricated Angle	111	1
	T8999W		Fabricated Angle	111	1
Spares					
	T9864		Gutter Seal	–	1
	T9816BK	3035172	Flexiclip	–	1
	T9816W	3035173	Flexiclip	–	1








Note: For details of RoundLine 68mm (2½") and SquareLine 61mm (2¼") pipe and fittings to use with the StormLine Rainwater System – See pages 104-105 and 107.

Above ground systems

Product details **Rainwater – DeepLine**

Wavin DeepLine

Manufactured to comply with BS 4576

	Product Code	SAP Code	Description	Nom Dia mm	Pack Qty
	T9974BK	3036916	Gutter 4.0m	113	5
	T9909BK	3035824	Union and Bracket Gutter Union	113	5
	T9919BK	3035261	Support Bracket	113	40
	T9906BK	3036270	Outlet and Stopends Running Outlet	113	5
	T9910BK	3035396	Internal Stopend	113	5
	T9911BK	3035501	External Stopend	113	5
	T9903BK	3036257	Gutter Angles 90 Deg Gutter Angle	113	5
	T9904BK	3036251	45 Deg Gutter Angle	113	5
	T9964BK	4039141	Spares Gutter Seal	–	10
	T9916BK	3035039	Flexiclip	–	5

Note: For details of 68mm (2½") pipe and fittings to use with the DeepLine Rainwater System – See pages 104-105.

Above ground systems

Product details **Rainwater – SuperLine**

Wavin SuperLine

Manufactured to comply with BS 4576

	Product Code	SAP Code	Description	Nom Dia mm	Pack Qty
	T0574BK	3036566	Gutter 4.0m	125	5
	T0509BK	3035926	Union and Bracket Gutter Union	125	5
	T0519BK	3035181	Gutter Support Bracket	125	5
	T0511BK	3035482	Outlet and Stopends Stopend – External	125	5
	T0510BK	3035362	Stopend – Internal	125	5
	T0508BK	3036229	Running Outlet	125	5
	T0503BK	3036079	Gutter Angles 90°	125	5
	T0564BK	4039131	Spares Gutter Seal	–	10
	T0516BK	3035115	Flexiclip	–	1

Note: For details of 68mm (2½") pipe and fittings to use with the SuperLine Rainwater System – See pages 104-105.

Above ground systems

Product details **Rainwater – RoofLine**

Wavin RoofLine






Manufactured to comply with BS 4576

	Product Code	SAP Code	Description	Nom Dia mm	Pack Qty
	T5674BK	3036826	Gutter 4.0m	150	5
	T5609BK	3036029	Union and Brackets Gutter Union	150	5
	T5619BK	3035361	Gutter Support Bracket	150	10
	T5611BK	3035511	Outlet and Stopends Stopend – External	150	5
	T5610BK	3035518	Stopend – Internal	150	5
	T5606BK	3036428	Running Outlet	150	5
	T5603BK	3036299	Gutter Angles 90°	150	5
	T5616BK	3035117	Spares Flexiclip	150	1
	C3766BK C3765BK	3080894 3080893	PVC-U Soil Pipe Socketed to EN1453-1 L = 3m L = 4m	110 110	2 2
	C8031BK	3075291	Short Radius Bends S/S Bend 45°	110	5
	C8034BK	3066559	D/S Bend 45°	110	9
	C8042BK	3035671	PVC-U Brackets PVC-U Pipe Bracket	110	10

Above ground systems

Product details **Rainwater – Ancillaries**


Wavin Outlet Hoppers

	Product Code	SAP Code	Description	Nom Dia mm	Pack Qty
	T0332BK	3036407	Rainwater Hoppers 68mm Round Down Pipe Flow capacity 2.40 l/s	68	5
	T8830BK	3036386	61mm Square Down Pipe	61	5
	T8830W	3032106	61mm Square Down Pipe Flow capacity 2.40 l/s	61	5
	T5326BK	3036412	Roofline Hopper Head	110	5
	T5326G	3036413	Roofline Hopper Head Flow capacity 6.47 l/s	110	5

Above ground systems

Product details **Rainwater – Ancillaries**

Wavin Roof Outlets

	Product Code	SAP Code	Description	Nom Dia mm	Pack Qty
	C1414G	3032464	Roof Outlets SW/S Domed Roof Outlet	82	1
	C8414G	3032480	SW/S Domed Roof Outlet	110	1

Mistakes in foul sewer compliance won't stay buried

Your quick reference guide to pipe compliance for **Irish Water, BCAR** and **Part H** Regulations

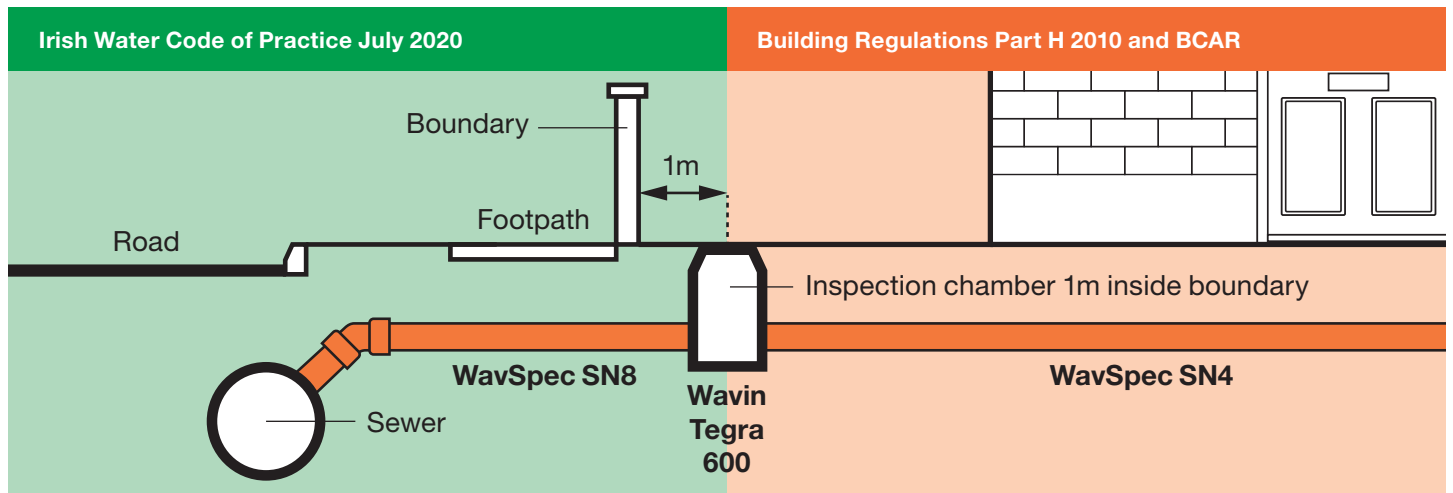
WavSpec // SN8 // R01 * EN1401 D3300-3000

Guaranteed
Irish



The path to compliance

Drainage standards and compliance guidelines for the Republic of Ireland



To avoid any risk of contamination of pipes; Wavin recommends **WavSpec SN8** pipe for all sewer installations.

Select the pipe that meets the criteria you need

WavSpec SN8 – EN1401			WavSpec SN4 – EN13476		
Size (mm)	Product Code	SAP Code	Size (mm)	Product Code	SAP Code
110	D3900	3066452	110	D3822	3071145
160	D3901	3085145	160	D3823	3071146
244	D3904	3085146	244	D4921	3066980
315	D3905	3085148	315	E4920	3067008
400	E8516	3079672	400 [†]	E4516	3066494

[†]WavSpec SN4 – 400mm diameter is manufactured to EN1401

Select your foul sewer fittings

Wavin's range of fittings are compliant with:

- Irish Water Code of Practice
- Part H Building Regulations 2010
- NSAI Certification for BCAR requirements

Wavin sewer fittings

A wide range of uPVC injection moulded sewer fittings from 110mm to 400mm and certified to EN1401/1:2009.

For assistance with technical specifications and to Book a **FREE** RIAI approved CPD presentation Tel: **+353 1 8020200** or visit www.wavin.ie



Below ground systems

Introduction to Wavin Sewer

Below Ground Drainage

The Wavin Below Ground Drainage System is available in 110mm, 160mm, 244mm, 315mm, 400mm and 456mm fittings. PVC-U underground gravity drains, and sewer fittings are suitable for use in conjunction with WavSpec SN4 & WavSpec SN8 pipe and Wavin chambers for domestic and public sewerage and drainage.

WavSpec SN8 & SN4 Pipe

- ⦿ Manufactured in conformance with IS EN13476-2: 2007
- ⦿ Manufactured in conformance with IS EN 1401-1: 2009
- ⦿ Third party approved by NSAI Licence 1.53.1

Wavin Foul Sewer Fittings

- ⦿ Manufactured in conformance with IS EN1401-1: 2009
- ⦿ Third party approved by the National Standards Authority Ireland NSAI Licence 1.53.1
- ⦿ Ring seal push-fit fittings available in 110mm, 160mm, 244mm, 315mm and 400mm. 456mm fittings also available*



*456mm fittings currently not manufactured to EN1401

Below ground systems

Glossary of Terms

Key to abbreviations

BK Black



Single Socket (S/S)

Pipe

Pipe will have push fit socket on one end and chamfered on the other end



Plain Ended Pipe P/E

Pipe

Pipe will have plain end both ends chamfered



Single Socket (S/S)

S/S Branch

Main line will have one push fit socket and one plain end. All branches will be socketed.



Double Socket (D/S)

D/S Branches

Main line will have push fit socket on both ends. All branches will be socketed.



Single Socket (S/S)

All other fittings

Will have one end push fit socket and the other plain end



Double Socket (D/S)

All other fittings

Will be push fit socket on both ends





Important Note:

Wavin Foul Sewer fittings must be ordered in their pack multiples as illustrated.

Below ground systems

Product details **Foul Sewer Pipe**

Pipe

	Product Code	SAP Code	Size / Description	Wall Thickness	N° Pipes per Frame
	WavSpec SN8 – Irish Water Compliant – EN1401				
	D3900	3066452	110mm (4in)	3.2mm	114
	D3901	3085145	160mm (6in)	4.7mm	46
	D3904	3085146	244mm (9in)	7.2mm	16
	D3905	3085148	315mm (12in)	9.3mm	9
	E8516	3079672	400mm (16in)	11.7mm	9
	WavSpec SN4 – Building Regulations Part H – EN13476				
	D3822	3071145	110mm (4in)	3.2mm	114
	D3823	3071146	160mm (6in)	4.0mm	46
	E4921	3066980	244mm (9in)	5.9mm	16
	E4920	3067008	315mm (12in)	7.7mm	9
	E4516	3066494	400mm (16in) *EN1401	11.7mm	9
	Percolation Pipe				
	D3752	3066790	110mm (4in)	2.6mm	114
	Local Government Spec 1977 – 6m P/E				
	E4508	3066492	456mm (18in) Plain ended at both ends A coupler and solvent weld is needed to complete connection	11.0mm	4

NOTES:

- All pipes are 6m length with integral socket at one end and plain end chamfered.
- E4508 is plain ended pipe at both ends.

Below ground systems

Product details **Foul Sewer Ring Seal Fittings**

Introduction

Description

This range is available in 110mm, 160mm, 244mm, 315mm, 400mm and 456mm fittings. PVC-U underground gravity drains, and sewer fittings are suitable for use in conjunction with WavSpec SN4 & WavSpec SN8 pipe and Wavin chambers for domestic and public sewerage and drainage.

Standard

- Ⓢ Manufactured in conformance with IS EN1401-1: 2009.
Third party approved by the National Standards Authority Ireland NSAI Licence 1.53.1

Material

- Ⓢ PVC-U

Colour

- Ⓢ Terracotta

Application Area Code

- Ⓢ UD – Suitable for all buried applications including within 1 metre of a building & under a building

Socket

- Ⓢ Wavin socket, fitted with rubber sealing manufactured in conformance with IS EN 681-1

Quality

- Ⓢ Quality Management system IS EN ISO 9001:2008
Environmental quality system IS EN ISO 14001:2004



Foul Sewer Fittings –
Ring Seal

110mm – 400mm Fittings. Certified to EN1401 standard.

	Product Code	SAP Code	Size / Description	Pack Qty	Pallet Qty
			Double Socketed Couplers		
	D6001	3043968	110mm	25	–
	D6002	3001700	160mm	8	–
	E5002	3066580	244mm	1	–
	E5009	3001254	315mm	1	–
	E5041	4000808	400mm	1	–
			Double Socketed Repair Collars		
	D6108	3069835	110mm	25	–
	D6141	3069834	160mm	12	–
	E5216	3066585	244mm	1	–
	E5109	3001155	315mm	1	–
			Single Socket Branches – 90°		
	D4221	3032508	110mm x 110mm – Equal	4	–
	D6027	3001733	160mm x 160mm – Equal	4	–
	E5099	3066621	244mm x 244mm – Equal	1	–
	E5023	3066606	315mm x 315mm – Equal	1	–
	E5138	3069837	400mm x 400mm – Equal	1	–
	D6015	3009587	160mm x 110mm – Unequal	4	–
	E5108	3066584	244mm x 110mm – Unequal	1	–
	E5013	3066582	244mm x 160mm – Unequal	1	–
	E6021	3066629	315mm x 110mm – Unequal	1	–
	E6022	3066691	315mm x 160mm – Unequal	1	–
	E5024	3066686	315mm x 244mm – Unequal	1	–
	E5235	3072851	400mm x 110mm – Unequal	1	–
	E6110	3072850	400mm x 160mm – Unequal	1	–
	E6201	400mm x 315mm – Unequal	1	–	
			Single Socket Branches – 45°		
	D4114	3032511	110mm x 110mm – Equal	3	–
	D6004	3001732	160mm x 160mm – Equal	3	–
	E5115		315mm x 315mm – Equal	1	–
	E6193		400mm x 400mm – Equal	1	–
	D6005	3009586	160mm x 110mm – Unequal	4	–
	E5106	3066583	244mm x 110mm – Unequal	1	–
	E5006	3066581	244mm x 160mm – Unequal	1	–
	E6023	3066630	315mm x 110mm – Unequal	1	–
	E5015	3001634	315mm x 160mm – Unequal	1	–
	E6189		400mm x 110mm – Unequal	1	–
	E6192	400mm x 315mm – Unequal	1	–	
			Double Socket Branches – 45°		
	D6003	3066572	110mm x 110mm – Equal	8	72
	D4008	3037398	160mm x 160mm – Equal	4	36
	D6007	3066744	160mm x 110mm – Unequal	4	36

Below ground systems

Product details **Foul Sewer Ring Seal Fittings**

	Product Code	SAP Code	Size / Description	Pack Qty	Pallet Qty
			Double Socket Branches – 90°		
	D6006	3032509	110 x 110mm – Equal	10	90
	D4011	3032526	160 x 160mm – Equal	4	–
	D4009	3037169	160 x 110mm – Unequal	5	–
	D4112	3066794	D/S Large Radius Swept Bend 110mm (Includes fixed rings both ends) To be used at the base of a 110mm stack as per Building Regulations Part H 2010 & EN12056	5	–
			Single Socket Short Radius Bends – 90°		
	D6038	3082831	110mm	12	–
	D6039	3001719	160mm	6	40
	E5029	3066608	244mm	1	–
	E5031	3001606	315mm	1	–
	E5165	3066774	400mm	1	–
			Single Socket Short Radius Bends – 45°		
	D6032	3066575	110mm	20	–
	D6033	3001717	160mm	8	72
	E5025	3066607	244mm	1	–
	E5027	3001605	315mm	1	–
	E5243	3074101	400mm	1	–
		Single Socket Short Radius Bends – 30°			
	D6030	3043934	110mm	25	–
	D6031	3009585	160mm	8	90
	E5125	3066626	244mm	1	–
	E5028	3001604	315mm	1	–
	E6208		400mm	1	–
		Single Socket Short Radius Bends – 15°			
	D6028	3043933	110mm	30	–
	D6029	3009584	160mm	8	–
	E5097	3066620	244mm	1	–
	E5113	3001603	315mm	1	–
	E5226		400mm	1	–
			Double Socket Swept Bends		
	D6026	3036420	110mm x 15°	15	–
	D6025	3036422	110mm x 30°	15	–
	D6019	3066574	110mm x 45°	20	–
	D6040	3082832	110mm x 92°	12	–
	D4014	3036665	160mm x 15°	1	–
	D4015	3036737	160mm x 30°	1	–
	D6051	3032529	160mm x 45°	9	–
	D4049	3031982	160mm x 92°	6	–

	Product Code	SAP Code	Size / Description	Pack Qty	Pallet Qty
	D4330	3036310	4in Single Socket 110mm 0-30° Adjustable Bend	5	-
	D4332	3036802	4in Double Socket 110mm 0-30° Adjustable Bend	5	-
			Long Radius Bends – 90°		
	D4047	3066960	110mm – S/S	1	-
	D4048	3066959	160mm – S/S	1	-
	E5036	3066609	244mm – S/S	1	-
	E5044	3066613	315mm – S/S	1	-
			Long Radius Bends – 45°		
	D4045	3066958	110mm – S/S	1	-
	D4046	3066780	160mm – S/S	1	-
	E5037	3066610	244mm – S/S	1	-
	E5055	3066614	315mm – S/S	1	-
	E5168		400mm – P/E	1	-
			Long Radius Bends – 22½°		
	D4043	3066782	110mm – S/S	1	-
	D4044	3066592	160mm – S/S	1	-
	E5038	3066611	244mm – S/S	1	-
	E5056		315mm – S/S	1	-
	E5135		400mm – P/E	1	-
			Long Radius Bends – 11¼°		
D4041	3066781	110mm – S/S	1	-	
D4042	3066591	160mm – S/S	1	-	
E5039	3066612	244mm – S/S	1	-	
E5057		315mm – S/S	1	-	
E5136		400mm – P/E	1	-	
	D6138	3001712	Knuckle Bend 110mm	1	-
			Oblique Saddles – 45°		
	E4009	3066602	244mm x 110mm	1	-
	E4010	3066603	244mm x 160mm	1	-
E4012	3066685	315mm x 160mm	1	-	

Below ground systems

Product details **Foul Sewer Ring Seal Fittings**

	Product Code	SAP Code	Size / Description	Pack Qty	Pallet Qty
	E4016	3066604	Square Saddles – 90° 244mm x 110mm	1	–
	E4017	3066605	244mm x 160mm	1	–
	E6039	3066879	315mm x 110mm	1	–
	E6205		400mm x 110mm	1	–
	E6206		400mm x 160mm	1	–
	D6088	3066578	Socket Plugs 110mm	120	–
	D4089	3036381	160mm Can be used as socket plug or end cap	10	–
		3043077	Plain End Plug 110mm	1	–
	D6084	3001747	End Caps 110mm	130	–
	E5103	3066623	244mm	1	–
	E5119	3066687	315mm	1	–
	D6113	3069832	S/S Level Invert Reducer 160mm x 110mm	20	–
	E5139	3066689	244mm x 110mm	1	–
	E5100	3066622	244mm x 160mm	1	–
	E5117	3066625	244mm x 200mm	1	–
	E5105	3066624	315mm x 244mm	1	–
	E5126	3066688	315mm x 160mm	1	–
	D4098	3066961	Anti-Flood Valves S/S Anti-Flood Valve – single valve 110mm	1	–
	D4099	3066753	S/S Anti-Flood Valve – single valve 160mm For surface and foul water applications	1	–
	D4077	3032098	Cleaning Eyes 110mm	5	–
	D4078	3036530	160mm	1	–
	D4079	3066801	uPVC to S.G. Spigot Adaptors 110mm	25	–
	D4080	3066796	160mm	10	–

Below ground systems

Product details **Gully Traps and Accessories**





Plain, Adjustable, Universal Gullies & Accessories

	Product Code	SAP Code	Size / Description	Pack Qty
	D4092	3066563	Plain Gully and Grid 110mm	6
	D4093 D3993	3066564 3066560	Adjustable Gully 110mm 110mm gully in bulk box, individually bagged	6 40
	D4090	3066562	Universal Gully 110mm	5
	D4137	3066814	S/S Universal Gully Base 110mm	1
	D4118	3066565	P/E Universal Gully Hopper 110mm – P/E plain hopper with 110mm horizontal inlet and multi-size solvent side inlets	1
	D4138	3066566	Adjustable Gully Hopper 110mm	1
	D4192	3066569	Gully Riser 160mm for use with D4118	10
	D4168	3035557	Sealed Access Plate 160mm x 160mm for Universal Plain Hoppers complete with sealing ring and screws	10
	D4149	3066567	Gully Grids 160mm x 160mm for use with D4090 & D4093	1





Below ground systems

Product details **Gully Traps and Accessories**





Gullies Hoppers & Accessories

	Product Code	SAP Code	Size / Description	Pack Qty
	D8730	3032516	P/E Plain Hopper with 150mm long spigot 110mm	5
	D8726	3037232	P/E Vertical Inlet with 150mm long spigot 110mm	5
	D4225	3036618	P/E Sealed Access Hopper with 150mm long spigot 110mm	1
	D4265	3035546	Vertical Inlet Cover (spare, black)	10

Bottle Gullies & Accessories

	Product Code	SAP Code	Size / Description	Pack Qty
	D4308	3037399	S/S Bottle Gully 110mm provides access to the drainage system for cleaning, supplied with all bosses closed	1
	D4309	3032099	S/S Back Inlet Bottle Gully 90° 110mm provides access to the drainage system for cleaning, supplied with side bosses closed but with 110mm back boss open	30
	D4365	3032519	Cover and Frame (spare) For use with D4308/D4309	1
	D8925	4040035	Gully Plug New Spigot for use with D4308/D4309	10

Bottle Gullies & Accessories

	Product Code	SAP Code	Size / Description	Pack Qty
	D4310	3036249	Bottle Gully Grating (spare) 110mm for use with D4308/D4309	1
	D8906	4037565	Ductile Iron Grating (black) For use with D4308/D4309 Bottle Gully, complete with screws – suitable for installations requiring a loading up to 35kN (3.5 tonnes), where the frame of the gully is supported by a concrete plinth	1
	D4311	3036405	Bottle Gully Sealed Access Cover 110mm complete with sealing rings and screws for use with D4308/ D4309	1
	D8968	3066579	Gully Riser	1

Below ground systems

Product details **Gully Traps and Accessories**

Yard & Road Gullies & Accessories




	Product Code	SAP Code	Size / Description	Pack Qty																						
	D4095	4039647	P/E Trapped Yard Gully 300mm diameter x 600mm invert depth x 110mm outlet – 600mm overall depth, supplied complete with removable rubber bung for rodding access	1																						
	D4096	4037676	Yard Gully Ductile Iron Grating and Frame Straight bar, hinged – suitable for use in installations requiring a BS EN124 – B125 Medium Duty, loading up to 125kN (12.5 Tonnes) where the frame is supported in a concrete plinth	1																						
	D4097	4039668	Yard Gully Catchment Bucket Perforated Galvanised Mild Steel Catchment Bucket	1																						
 	D4139	4039857	Road Gully 450mm x 900mm x 160mm outlet <table border="1"> <thead> <tr> <th rowspan="2">Nominal Size (mm)</th> <th rowspan="2">Part Number</th> <th colspan="4">Dimensions (mm)</th> </tr> <tr> <th>A</th> <th>B</th> <th>C</th> <th>D</th> </tr> </thead> <tbody> <tr> <td>150</td> <td>6UR600 ▲</td> <td>900</td> <td>465</td> <td>444</td> <td>720</td> </tr> <tr> <td>150</td> <td>6UR590 ▲</td> <td>760</td> <td>402</td> <td>368</td> <td>580</td> </tr> </tbody> </table>	Nominal Size (mm)	Part Number	Dimensions (mm)				A	B	C	D	150	6UR600 ▲	900	465	444	720	150	6UR590 ▲	760	402	368	580	1
Nominal Size (mm)	Part Number	Dimensions (mm)																								
		A	B	C	D																					
150	6UR600 ▲	900	465	444	720																					
150	6UR590 ▲	760	402	368	580																					
	6UR142	3039653	D/S Adaptor – UltraRib 6UR Ultra Rib socket x 160mm smooth wall BS EN 1401 socket	1																						

Below ground systems





Product details **UltraRib**

Twinwall foul sewer SN8 system that meets the requirements of the Irish Water Code of Practice 2017 rev 1.

Pipe

	Product Code	SAP Code	Size / Description	Pack Qty
	6UR073	3037883	Plain Ended Pipe 150mm (3m length)	36
	9UR073	3038097	225mm (3m length)	16
	12UR073	3038146	300mm (3m length)	9
	6UR043	3038906	Single Socketed Pipe 150mm (3m length)	36
	9UR043	3038911	225mm (3m length)	16
	12UR043	3038912	300mm (3m length)	9
	6UR046	3039698	150mm (6m length)	36
	9UR046	3039701	225mm (6m length)	16
	6UR869	3039683	Single Socketed Rocker Pipe 150mm (600mm length)	1
	9UR869	3039684	225mm (600mm length)	1
	12UR869	3039688	300mm (600mm length)	1

Fittings

	Product Code	SAP Code	Size / Description	Pack Qty
	6UR105	3039650	D/S Slip Couplers 150mm	1
	9UR105	3039674	225mm	1
	12UR105	3039677	300mm	1
	6UR205	3038904	D/S Pipe Coupler 150mm	1
	9UR205	3039673	225mm	1
	12UR205	3039676	300mm	1
	6UR129	3039656	D/S Adaptor Connector to BS EN 295 thinwall clay spigot 150mm	1
	6UR141	3039651	S/S Adaptor 6UR socket x 160mm BS EN 1401 spigot 150mm	1

*UR Socket = UltraRib socket

*EN1401 spigot/socket = solid wall spigot/socket to EN1401







Below ground systems

Product details **UltraRib**

	Product Code	SAP Code	Size / Description	Pack Qty
	6UR142	3039653	D/S Adaptor 6UR socket x 160mm BS EN 1401 socket 150mm	1
	6UR143	3036775	S/S Adaptor 6UR spigot x 160mm BS EN 1401 socket 150mm	1
	6UR099	3036403	S/S Level Invert Reducer 150x110mm	1
	9UR095	3039661	S/S Level Invert Reducer 225x150mm	1
	12UR093	3039675	D/S Level Invert Reducer 300x225mm	1
	6UR163	3036766	S/S Short Radius Bend – 45° 150mm	1
	6UR560	3039669	D/S Short Radius Bend – 87.5° 6UR socket x 160mm BS EN 1401 socket 150mm	1
	6UR561	3039668	D/S Short Radius Bend – 87.5° 150mm	1
	9UR561	3039678	225mm	1
	12UR561	3039691	300mm	1
	6UR563	3038903	D/S Short Radius Bend – 45° 150mm	1
	9UR563	3039680	225mm	1
	12UR563	3039682	300mm	1




*UR Socket = UltraRib socket

*EN1401 spigot/socket = solid wall spigot/socket to EN1401

	Product Code	SAP Code	Size / Description	Pack Qty
	6UR566	3039655	150mm	1
	9UR566	3039679	225mm	1
	12UR566	3039687	300mm	1
	6UR567	3039654	150mm	1
	9UR567	3039681	225mm	1
	12UR567	3039692	300mm	1
	6UR193	3039671	D/S Equal Junction – 87.5° to UltraRib spigot 150mm	1
	6UR213	3038905	D/S Equal Junction – 45° to UltraRib spigot 150mm	1
	9UR213	3039689	225mm	1
	12UR213	3039696	300mm	1
	6UR199	3039663	D/S Unequal Junction – 87.5° to BS EN1401 spigot 150x110mm	1
	6UR219	3039664	D/S Unequal Junction – 45° to BS EN1401 spigot 150x110mm	1
	9UR224	3039685	225x110mm	1
	9UR226	3039690	225x160mm	1
	12UR236	3039695	300x160mm	1
	9UR227	3038908	D/S Unequal Junction – 45° to UltraRib spigot 225x150mm	1
	12UR237	3038907	300x150mm	1
	12UR240	3039697	300x225mm	1
	6UR292	3036570	P/E Screwed Access Cover allows full bore access to the sewerage system for cleaning, fits into a standard UltraRib socket 150mm	1

Below ground systems

Product details **UltraRib**

	Product Code	SAP Code	Size / Description	Pack Qty
	6UR290	3039657	S/S Screwed Access Cover allows full bore access to the sewerage system for cleaning, fits into a standard UltraRib spigot 150mm	1
	6UR296	3036387	P/E Socket Plug allows full bore access to the sewerage system for cleaning, fits into a standard UltraRib socket 150mm	1
	9UR296	4039537	225mm	1
	12UR296	4039621	300mm	1
	6UR117	4039192	Ring Seal 150mm	5
	9UR117	4039259	225mm	5
	12UR117	4039410	300mm Note: Ring Seals to be ordered separately	5




*UR Socket = UltraRib socket

*EN1401 spigot/socket = solid wall spigot/socket to EN1401

Below ground systems

Product details **Domestic Channels**

Channel Drain

	Product Code	SAP Code	Size / Description	N° per Pallet
	DOC.210	3037114	OsmaChannel 1m 80mm overall depth, complete with lockable galvanised grating	45
	DOC.260	3036062	OsmaChannel End Plate	1
	DOC.410	3032497	Osma RainChannel 1m 87mm overall depth, black polypropylene channel complete with self locking plastic grating	48

Below ground systems

Introduction to Chambers

Wavin Access Junctions, Inspection Chambers and Manhole Systems

Wavin has revolutionised the Irish Chamber market by offering an innovative suite of chambers from 315mm Access Junctions up to 1000mm Manholes.

Now there's a better, safer, more cost-effective way of keeping the way clear for maximum drainage and flow efficiency – The Wavin Chamber Range.

Wavin 315mm Access Junction (WAJ)

The 315mm Access Junction is the compact solution for 110mm and 160mm OD underground sewage and drainage systems around private housing developments and other buildings.

- ⦿ Full Plastic in PVC-U
- ⦿ Corrosion Resistant, durable
- ⦿ Adjustable frame and cover: Tilts and rotates to suit site conditions
- ⦿ Ten flow profile designs
- ⦿ Wafix Sealing Construction
- ⦿ Manufactured and independently certified to EN13598-1 and EN13598-2 (as applicable)

Wavin 450mm Inspection Chamber

The Wavin 450 non entry chamber is a solution for inspection points for 110mm and 160mm OD underground sewage and drainage pipe systems.

- ⦿ Lightweight
- ⦿ Easy to Install
- ⦿ Modular System: shaft can be built up to required length if NIC system required
- ⦿ Manufactured and independently certified to EN13598-2

Inspection Chambers and Manhole Systems

Tegra 600 Inspection Chamber

The Tegra 600 Inspection Chamber consists of the base, corrugated single wall shaft and adjustable cover.

Available in 6 different flow profiles. All flow profiles have adjustable base connections.

- ⦿ Manufactured and independently certified to EN13598-2

Tegra 1000 Inspection Chamber

The Tegra 1000 manhole base is available in 6 different flow profiles and is suitable for pipe connections from 60mm up to 400mm.

- ⦿ Complies with EN13598-2

All Tegra 1000 flow profiles with connections 160mm to 315mm can be supplied with adjustable connectors on request.

Important Note:

Fittings of all products must be ordered in their pack multiples as illustrated in catalogue.

Email: info.ie@wavin.com Tel: +353 (0) 1802 0202



Below ground systems

WAJ 110

Introduction

Description

The Wavin Access Junction (WAJ 110) provides access from surface level to Wavin below ground 110mm diameter gravity drainage and sewer systems.

The WAJ 110mm is available in 10 flow profiles and is complete with Wafix seals (See page 121).

The range of profiles along with the same invert level for entry & outlet minimises the risk of blockages.

The WAFIX seal provides security of water tightness whilst facilitating flexibility of installation misalignment.

Applications

- ⊙ Areas inaccessible to motor vehicles – Down to 0.6m deep under Building Regulations – Part H1
- ⊙ Load classification EN124:A15

Key Dimensions

- ⊙ Invert depth of base: 205mm
- ⊙ Shaft section length: 150mm
- ⊙ Inlets/outlets: 110mm
- ⊙ 150mm shaft length available for flexible assembly to max installation depth: 0.6m. Ref Table 9 Part H Building Regulations 2010

Material

- ⊙ PVCu

Key Features & Benefits

- ⊙ Multiple options for maximum installation flexibility
- ⊙ Fast, easy installation: no wet trades
- ⊙ Lightweight: no lifting equipment required
- ⊙ Push-fit shaft sections: one or more can be used to achieve required invert depth
- ⊙ Final shaft section can be cut to required length
- ⊙ No additional trench excavation required
- ⊙ The 110mm inlets are level invert and fully swept to give maximum flow characteristics and to minimise the risk of blockage

Compliance

WAJ 110 Inspection Chambers comply with the following standards and regulations:

- BS EN 13598-1: 2010 ♡
- Building Regulations – Part H – to maximum depth 0.6m



Non Entry Inspection Chamber

Below ground systems

Product details **Inspection Chambers and Manholes**

WAJ 110mm (4in)

Manufactured and independently certified to EN13598-1

	Product Code	SAP Code	Size / Description	Pack Qty	Pallet Qty
	D4150	3066834	WAJ 1 110mm (4in) Straight through	2	36
	D4151	3066833	WAJ 2 110mm (4in) Left or right hand 90° bend	2	36
	D4152	3066831	WAJ 3 110mm (4in) Left hand 90° junction	2	36
	D4153	3066829	WAJ 4 110mm (4in) Left hand 45° junction	2	36
	D4101	3066825	WAJ 5 110mm (4in) Left or right hand 45° junction	2	36
	D4154	3066828	WAJ 7 110mm (4in) Right hand 90° and 45° junction	2	36

	Product Code	SAP Code	Size / Description	Pack Qty	Pallet Qty
	D4156	3066830	WAJ 12 110mm (4in) Right hand 45° junction	2	36
	D4157	3066832	WAJ 13 110mm (4in) Right hand 90° junction	2	36
	D4158	3066827	WAJ 16 110mm (4in) Left hand 90° and 45° junction	2	36
	D4159	3066826	WAJ 18 110mm (4in) Two 90° inlet junction	2	36

Below ground systems

Product details **Inspection Chambers and Manholes**

WAJ Cover and Frame

	Product Code	SAP Code	Size / Description	Pack Qty	Pallet Qty
	D4493	3066824	WAJ Cover and Adjustable – A.15 loading WAJ Adjustable top/frame (terracotta)	1	–
	D4494	3029388	WAJ Cover and adjustable top/frame with locking screws	1	–
	D4183	3029389	WAJ Risers 315mm diameter x 150mm high	3	108
	D4492	3066571	WAJ Cover and Frame – A.15 loading 300 x 300mm WAJ Cover and frame	10	240
	D4490	3066805	300 x 300mm Cover A.15 Loading	10	240
	D4491	3066570	300 x 300mm Frame (Black)	1	–

Below ground systems

WAJ 160

Introduction

Description

The Wavin Access Junction (WAJ 160) provides access from surface level to Wavin below ground 160mm diameter gravity drainage and sewer systems.

The WAJ 160mm is available in 4 flow profiles and is complete with Wafix seals (See page 121).

The range of profiles along with the same invert level for entry & outlet minimises the risk of blockages.

The WAFIX® seal provides security of water tightness whilst facilitating flexibility of installation misalignment.

Applications

- ⦿ Areas accessible to motor vehicles – Down to 0.6m deep under Building Regulations – Part H
- ⦿ Load classification EN124:B125 with concrete plinth

Key Dimensions

- ⦿ Invert depth of base: 205mm
- ⦿ Shaft section length: 1.0m
- ⦿ Inlets/outlets: 160mm
- ⦿ 1.0m shaft length available for flexible assembly to max installation depth: 0.6m. Ref Table 9 Part H Building Regulations 2010

Material

- ⦿ Polypropylene (PP)

Key Features & Benefits

- ⦿ Multiple options for maximum installation flexibility
- ⦿ Fast, easy installation: no wet trades
- ⦿ Lightweight: no lifting equipment required
- ⦿ Push-fit shaft sections: one or more can be used to achieve required invert depth
- ⦿ Final shaft section can be cut to required length
- ⦿ No additional trench excavation required
- ⦿ The 160mm inlets are level invert and fully swept to give maximum flow characteristics and to minimise the risk of blockage

Compliance

Multi-Base Inspection Chambers comply with the following standards and regulations:

- BS EN 13598-1: 2010 ♡
- Building Regulations – Part H1



Non entry Inspection Chamber

Below ground systems

Product details **Inspection Chambers and Manholes**

WAJ 160mm (6in)

Manufactured and independently certified to EN13598-2

	Product Code	SAP Code	Size / Description	Pallet Qty
	D4461	4021998	WAJ 1 160mm (6in) Base only straight through	–
	D4464	4022001	WAJ 4 160mm (6in) Base only left hand 45°	–
	D4465	3018500	WAJ 5 160mm (6in) Base only left or right hand 45°	–
	D4462	4022003	WAJ 12 160mm (6in) Base only right hand 45°	–
	D4471	3040850	1 Metre Shaft	9
	D4480	3066597	C I Cover and Skirt EN124.B125 loading	9

Below ground systems

450mm Universal Inspection Chamber

Introduction

Description

The Wavin 450mm Inspection Chamber provides access from surface level to Wavin below ground 110mm & 160mm gravity drainage and sewer systems.

The Wavin 450mm IC is available in 3 flow profiles.

Applications

EN124: A15 Loading

Areas inaccessible to motor vehicles using polypropylene covers – D8936 or D8965

Note: May be suitable for car driveways up to 50Kn when frame is supported with concrete plinth. Contact Wavin technical for guidelines.

EN124: B125 Loading

Area accessible to motor vehicles using ductile iron cover and frame D8924 along with a concrete plinth

Key Dimensions

Height of bases:

- 295mm for D4303
- 270mm for D8923 and D8922

305mm shaft length available for flexible assembly to a max depth of 1m. Ref Table 9 Part H Building Regulations 2010

Key Features & Benefits

- ⊙ Fast, easy installation: no wet trades
- ⊙ Lightweight: no lifting equipment required
- ⊙ Push-fit shaft sections: one or more can be used to achieve required invert depth
- ⊙ Final shaft section can be cut to required length
- ⊙ No additional trench excavation required

Compliance

Universal Inspection Chambers comply with the following standards and regulations:

- BS EN 13598-1: 2010 ♡
- Building Regulations – Part H



Non entry Universal
Inspection Chamber

Below ground systems

Product details **Inspection Chambers and Manholes**

Wavin 450mm

Manufactured and independently certified to EN13598-1

	Product Code	SAP Code	Size / Description	Pallet Qty
	D4303	4037551	Universal Inspection Chamber Bases 110mm x 110mm	16
	D8923	4037681	160mm x 110mm	16
	D8922	4037680	160mm x 160mm	1
	D4304	4039692	Inspection Chamber Shaft 450mm x 305mm height	16
	D8965	3066757	Circular Cover and Frame PP Polypropylene – A15 to BS EN 124. Locking screws	1
	D8938	4037677	Square Cover and Frame Polypropylene – A15 to BS EN 124. Locking screws	1
	D8924	4039552	Ductile Iron Cover and Frame EN124.B125 for Inspection Chambers	1
	D4305	3035780	Inspection Chamber Plug (spare) 110mm	10

Below ground systems

Tegra 600 Inspection Chamber

Introduction

Description

The Wavin Tegra 600 Inspection Chamber provides access from surface level to Wavin below ground gravity drainage and sewer systems for diameters 160mm, 200mm, 250mm & 315mm.

Tegra 600 is available in 6 flow profiles.

Applications

⊙ EN124: B125 Loading: EN124 D400 Loading

Using ductile iron cover and frame along with a concrete plinth

Key Dimensions

⊙ Invert depth of base:

- 646mm for 160mm & 200mm systems
- 705mm for 250mm & 300mm systems

⊙ 1m or 6m shaft lengths available for flexible assembly to a max depth of 1m. Ref Table 9 Part H Building Regulations 2010

Key Features & Benefits

- ⊙ Fast, easy installation: no wet trades
- ⊙ Lightweight: no lifting equipment required
- ⊙ Reinforced base plate to withstand groundwater pressure
- ⊙ Shaft can be cut to required length
- ⊙ All inlets and outlet sockets allow $\leq 7.5^\circ$ movement in all directions

Compliance

Tegra 600 chambers comply with the following standards and regulations:

- BS EN 13598-2: 2009 ♡
- Building Regulations – Part H
- Irish Water Code of Practice 2017 Rev 1




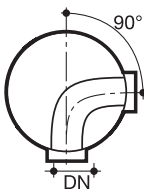
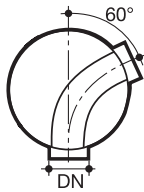
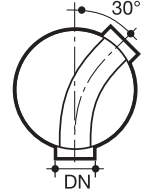
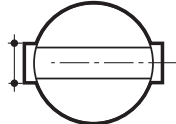

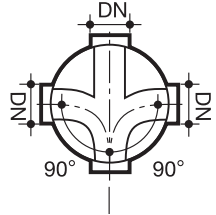
Tegra 600 non entry Chamber

Below ground systems

Product details **Inspection Chambers and Manholes**

Tegra 600

Manufactured and independently certified to EN13598-2

	SAP Code	Size / Description
 		90° Bases
	2001533	160mm
	2001530	200mm
	2001531	250mm
	2001532	315mm
		120° Bases (60°)
	2001541	160mm
	2001538	200mm
	2001539	250mm
	2001540	315mm
		150° Bases (30°)
	2001537	160mm
	2001534	200mm
	2001535	250mm
	2001536	315mm
		180° Bases
	2001525	160mm
	2001526	200mm
	2001527	250mm
	2001528	315mm
 		Base Crosses
	3012392	160mm
	3000245	200mm
	3000246	250mm
	3000247	315mm

	SAP Code	Size / Description
	3071397 4027039	Tegra 600 Shafts L= 1m L= 6m
 	4000666	Blank Base Without inlets & outlets
	3066759	Accessories Tegra 600 Biscuit
  	3079687 3066682 D4767 3069836 D4764 4005551 4024645	Tegra Adaptors 200mm x 9" 250mm x 9" 315mm x 9" Tegra In-Situ Connector 160mm Tegra In-Situ Connector 200mm Tegra Hole Saw 160mm Tegra Hole Saw 200mm

Below ground systems

Tegra 1000 Manhole

Introduction

Description

The Wavin Tegra 1000 manhole provides access at channel invert to Wavin below ground gravity drainage and sewer systems for diameters 160mm, 200mm, 250mm & 315mm.

The modular structure comprises 3 elements: Base, Shaft & Cone.

Tegra 1000 is available in 6 flow profiles.

Applications

- ⊕ EN124: B125 Loading: EN124 D400 Loading
Using ductile iron cover and frame along with a concrete plinth

Key Dimensions

- ⊕ Invert depth of base:
 - 714mm for 160mm & 200mm systems
 - 825mm for 250mm and 315mm systems
- ⊕ External shaft diameter: 683mm
- ⊕ 1.2m, 2.4m, 3.1m or 6m shaft lengths available for flexible assembly to a max depth of 1.5m. Ref Table 9 Part H Building Regulations 2010

Key Features & Benefits

- ⊕ Fast, easy installation: no wet trades
- ⊕ Lightweight: no lifting equipment required
- ⊕ Reinforced base plate to withstand groundwater pressure
- ⊕ Shaft can be cut to required length
- ⊕ All inlets and outlet sockets allow $\leq 7.5^\circ$ movement in all directions

Compliance

Tegra 1000 chambers comply with the following standards and regulations:


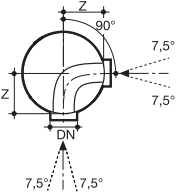
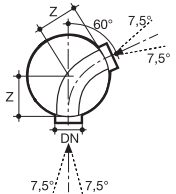
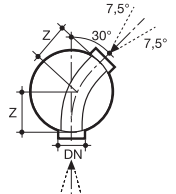

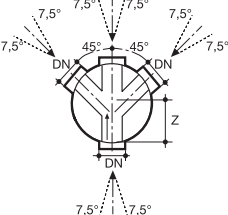
- BS EN 13598-2: 2009 ♡
- Building Regulations – Part H



Tegra 1000 Manhole Chamber

Tegra 1000 Manhole

Complies with EN13598-2

	SAP Code	Size / Description
	3041541	Manhole Bases 90° 160mm
	3041545	200mm
	3041559	250mm
	3041585	315mm
	3041544	Manhole Bases 60° 200mm
	3041548	250mm
	3041584	315mm
	3023767	Manhole Bases 30° 200mm
	3041547	250mm
	3041583	315mm
	3041540	Manhole Bases 180° 160mm
	3023747	200mm
	3041546	250mm
	3041542	45° Double Junction (Left or Right Inlet) 160mm
	3023791	200mm
	3041560	250mm
	3041586	315mm
		

Below ground systems

Product details **Inspection Chambers and Manholes**

	SAP Code	Size / Description		
 		90° Double Junction (Left or Right Inlet)		
	3041543	160mm		
	3023797	200mm		
	3041582	250mm		
	3041587	315mm		
	3023807	Manhole Cone 1000mm x 600mm opening		
		Manhole Shafts		
	3023312	L= 1.2m		
	3023311	L= 2.4m		
	3023310	L= 3.6m		
	3021035	L= 6.0m		
	3066758	Accessories Tegra 1000 Concrete Biscuit		
		GRP Ladder (set including bracket)	No. of Steps	No. of Brackets
	4032050	1.63mm length	6	1
	4032049	2.83mm length	10	1
	4032048	4.03mm length	14	2
	4032047	5.23mm length	18	2
	4032025	Ladder bracket Ladder Strip plus 2 brackets		
	3040837	Ladder Plug		

Below ground systems

Stormwater Management

AquaCell Eco

Application


AquaCell Eco is manufactured from specially reformulated, recycled material and has been specifically designed for shallow, non-trafficked, landscaped applications. AquaCell Eco is **NOT** suitable for locations subject to high water tables.

AquaCell Eco is typically suitable for installations to a maximum depth of 2.68 metres, to the base of the units from ground level, with a minimum cover depth of 0.3 metres, (CIRIA's recommendation, is to allow a cover depth of 0.5 metres in applications where a ride on mower may be used).

Any installation using AquaCell Eco must **NOT** be subjected to additional loading at any time. Trafficking by construction plant on site, including mechanical equipment, must be avoided.

If trafficking of the buried tank by construction plant or, other vehicles is unavoidable, the installation should be constructed using AquaCell Core-R units.

The width of an AquaCell Eco installation should not exceed 12 metres to allow for mechanical backfilling without loading. There is no limit to the length of the installation.



Features and Benefits

- ① Manufactured from specially reformulated, recycled material
- ① Suitable for both soakaway and attenuation applications
- ① Proven vertical loading capacity of: 21.3 tonnes/m² (213kN/m²)
- ① Proven lateral loading capacity of: 5.2 tonnes/m² (52kN/m²)
- ① Integral “hand holds” for ease of carrying/handling
- ① BBA approved – Certificate No 03/4018



Below ground systems

Stormwater Management

AquaCell Core-R

Application

AquaCell Core-R has been designed for use in deep applications, subject to regular and heavy traffic loadings, e.g. cars and HGV's. AquaCell Core-R can also be used for deep soakaways and landscaped applications.

Typically for use down to depths of 6.68m in landscaped areas (6.43m trafficked by cars) to the base of the units from ground level, in best soil conditions.

Trafficking by heavy construction plant on site, including mechanical equipment, must be avoided until the minimum cover depth of 1.11 metres is in place.



Features and Benefits

- ① Suitable for regular and heavy traffic loadings
- ① Proven vertical loading capacity of: 66.9 tonnes/m² (669 kN/m²)
- ① Proven lateral loading capacity of: 12.3 tonnes/m² (123kN/m²)
- ① BBA approved – Certificate No 03/4018
- ① Ideal for all types of shallow and deep projects including major attenuation and infiltration schemes



AquaCell Plus-R

Application

AquaCell Plus-R has been designed primarily for use in applications where inspection is required. It is suitable for use in all applications from landscaped areas to heavily trafficked areas (for vehicles up to 44 tonnes). The units can be used in combination with AquaCell Core-R (and Eco if there is at least one layer of Core-R in between the Plus-R and Eco layer).

Extra lateral loading capacity allows installation at greater depths. Integral inspection channels in each unit combine to create viewing channels for the full length of the installed structure.

Typically for use down to depths of 7.82m in landscaped areas (7.57m trafficked by cars and 7.3m trafficked by HGV's) to the base of the units from ground level, in best soil conditions. Trafficking by heavy construction plant on site, including mechanical equipment, must be avoided until the minimum cover depth of 1.30 metres is in place.



Features and Benefits




- ① Suitable for extra deep installations
- ① Inspectable (supplied with end cap for use when an inspection channel is not required)
- ① Proven vertical loading capacity of: 70.2 tonnes/m² (702 kN/m²)
- ① Proven lateral loading capacity of: 15.1 tonnes/m² (151 kN/m²)









Below ground systems

Product details **Stormwater Management**

AquaCell Modular units






	Product Code	SAP Code	Size / Description	Pack Qty
	6LB025	4040289	AquaCell Eco 160mm	1
	6LB150	4064830	AquaCell Core-R 160mm	1
	6LB250	4064832	AquaCell Plus-R 160mm	1

Stormwater Management Accessories

	Product Code	SAP Code	Size / Description	Pack Qty
	E4552	4037679	Flange Adaptor 150mm 6UR socket for connection of UltraRib to infiltration unit at positions other than preformed opening (6LB104) Note : Made to order only	1
	E4556	4039642	Flange Adaptor 225mm 9UR socket for connection of UltraRib to infiltration unit (6LB106) Note : Made to order only	1
	6UR141	3039651	Ancillary Items - S/S Adaptor 150mm 6UR [▲] socket x 160mm BS EN 1401 spigot for connection of UltraRib to infiltration unit	1
	6UR099	3036403	S/S Level Invert Reducer 150mm to 110mm pipe	1
	6TW141	3036764	S/S Adaptor 150mm 6TW [●] socket x 160mm BS EN 1401 spigot	1
	D6113	3069832	S/S Level Invert Reducer 160mm to 110mm	1





Below ground systems

Product details **Stormwater Management**

	Product Code	SAP Code	Size / Description	Pack Qty
	C8018BK	3024840	SW/S Roof Cowl 110mm	1
	4D916	3036796	PE Adaptor 160mm spigot connection to Wavin AquaCell	1
	E4565	3019950	AquaCell Clip (spare) For joining units (6LB105)	1
	E4562	3019949	AquaCell Shear Connector (spare) For joining in multi-layer installations (6LB102)	1
	6LB202	3082539	AquaCell Plus-R End Cap (spare) For blocking off unused inlets/outlets	1

▲ UR = UltraRib, ● TW = TwinWall

Silt Traps

	Product Code	SAP Code	Size / Description	Pack Qty
	6LB600	4039858	Silt Trap 500mm dia x 1.25m depth*	1
	6D934	3038205	P/E Shaft 500mm dia x 1.5m depth	1
	6SC205	3039693	Shaft Coupler Extension 500mm dia TwinWall coupler and 2 ring seals, shaft of TwinWall pipe also required	1
	D8938	4037677	Square Cover and Frame Polypropylene – A15 to BS EN 124. Locking screws	1




*Non-stock item, lead time available on request.

Below ground systems

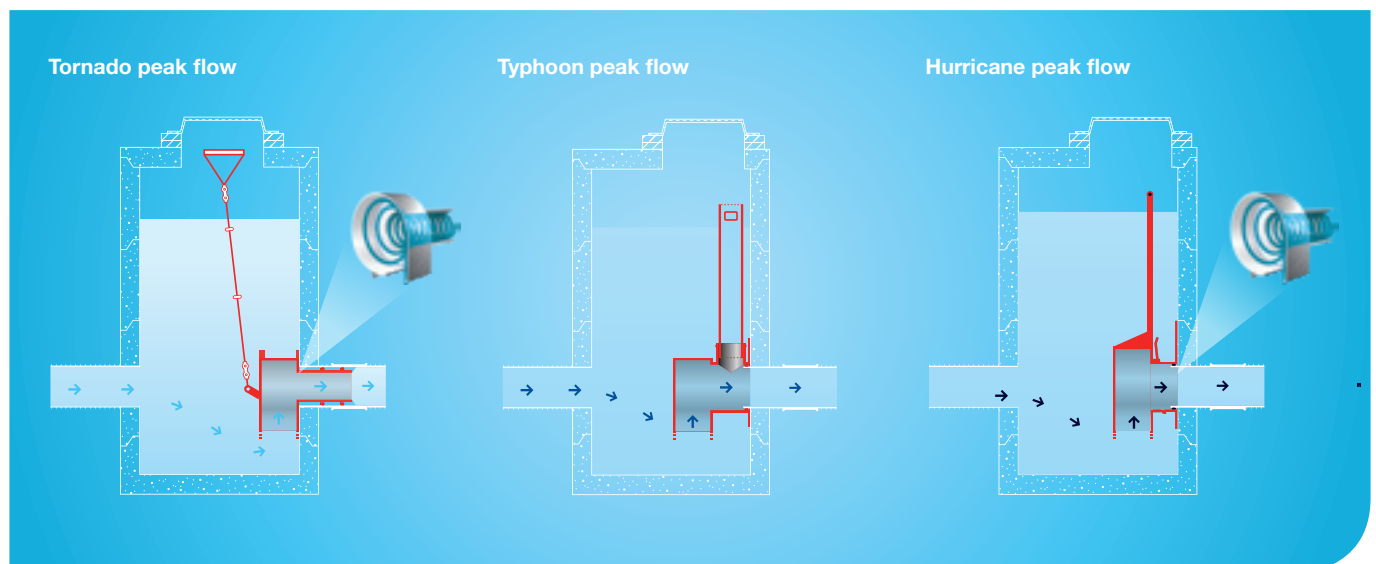
Product details **Stormwater Management**

	Product Code	SAP Code	Size / Description	Pack Qty
	6LB300	4040293	Domestic Silt Trap 250mm x 750mm depth with 110mm dia inlet and outlet spigots	1
	D4317	3037230	Domestic Silt Trap Cover 250mm Square Cover, 10.Kn Loading	1
	6LB301	4040292	Extension Piece for 6LB300 250mm x 500mm depth (effective length = 335mm)	1
	6LB302	4040291	Silt Trap Bucket for 6LB300 200mm x 210mm depth	1

Vortex Flow Control Valves

	Product Code	SAP Code	Size / Description
	—	—	Tornado* Comes complete with an integral pivoting bypass door and stainless steel wire rope, facilitating emergency drain-down from ground level. Spigot or plate fixing options available.
	—	—	Hurricane* Comes complete with lifting handle, which enables easy and convenient de-mounting/mounting of the valve from ground level. Spigot or plate fixing options available.
	—	—	Typhoon* Comes complete with integral draindown facility via a removable up-stand pipe from ground level. Spigot or plate fixing options available.

* The vortex valves are bespoke and custom built for any required discharge rate, contact Technical Design for more information.



Below ground systems

Product details **Stormwater Management**

Garastor System

	Product Code	SAP Code	Size / Description	Pack Qty
	6T141	303963	Garastors Storm and Surface water control chamber	1
	6SC501	4039861	Shaft cover and frame – main unit connection kit 500mm dia x 1.25m deep unit *	1
	6SC200	3039658	Garastor Connection Kit Section of 150mm TwinWall pipe (220mm in length) and 2 ring seals	1
	6D934	3038205	P/E Shaft 500mm dia x 1.5m depth	1
	6TW141	3036764	S/S Adaptor 150mm 6TW [●] socket x 160mm BS EN 1401 spigot	1

*Non-stock item, lead time available on request.

Below ground systems

Q-Bic Plus

Introduction to Q-Bic Plus

The Q-Bic Plus geocellular system has been uniquely engineered to combine ease of access and speed of installation. The system is a fully BBA approved, modular SuDS technique for managing stormwater.

Applications

The Q-Bic Plus system can be used either as a temporary storage tank or a soakaway, particularly where accessibility into the tank is required. It is suitable for a wide range of landscaped and trafficked applications, including:

- Ⓞ Landscaped
- Ⓞ Parks
- Ⓞ Domestic gardens
- Ⓞ Residential developments
- Ⓞ Car parks & roads
- Ⓞ Industrial/commercial areas

Infiltration or attenuation?

The Q-Bic Plus range can be used either as:


- Ⓞ A soakaway (when using the Perforated Base Plate) whereby the units will be installed in suitable pervious soils so the units can be wrapped in a geotextile to allow infiltration of the stormwater into the surrounding ground, or
- Ⓞ As an attenuation tank (when using the Solid Base Plate) in impervious ground (e.g. clay) where infiltration is not possible, here the units are wrapped in a geomembrane (which is in turn wrapped in a protective geotextile layer) so that the structure can hold the stormwater temporarily until local drainage flows can accept it for normal disposal at a permissible outflow rate

Features & benefits

The Q-Bic Plus range can be used either as:

- Ⓞ Fully BBA approved under certificate No. 17/5394
- Ⓞ Proven vertical loading capacity of 32.5 tonnes/m² and lateral loading capacity of 10.8 tonnes/m²
- Ⓞ The open void structure gives class leading levels of access for inspection and maintenance, with;
 - 70% open floor space with both vertical and lateral access, allowing easy deployment of inspection and cleaning equipment
 - Inspection access and inlets/outlets that can be placed in almost any position
 - Guide channels inside the system, ensuring smooth, unobstructed access
- Ⓞ Fast, easy to install units, with push-fit functionality and patented integrated connectors, with no need for separate pegs or clips
- Ⓞ Modular design gives freedom to configure any shape of tank to suit the site conditions
- Ⓞ Lightweight and easy to carry with ergonomic hand grips and a walkable top deck
- Ⓞ Can be used as part of a SuDS scheme to help reduce flood risk

The Q-Bic Plus system is modular in its design and comprises of easy to install components that can be designed to create a tank or soakaway to suit the needs of a specific site. The components are explained below:



Below ground systems

Product details **Stormwater Management**




Q-Bic Plus

	SAP Code	Size / Description	Pack Qty
	3059730	Q-Bic Plus Infiltration Unit 1200 x 600 x 600mm	1
	3059731	Q-Bic Plus Solid Base Plate (attenuation applications) 1200 x 600 x 70mm	1
	3059732	Q-Bic Plus Perforated Base Plate (infiltration applications) 1200 x 600 x 70mm	1
	3059733	Q-Bic Plus Lateral Side Plate (infiltration applications) 1184 x 543 x 50mm	1
	3070654	Q-Bic Plus Set Right & Left Side Plate 600mm	1
	3059735	Q-Bic Plus Kit Pipe Connector 160-400mm	1
	3023813	Q-Bic Plus Ventilation System 315mm	1

Below ground systems

Product details **Stormwater Management**

AquaGrid

	SAP Code	Size / Description	Pack Qty
	3039662	AquaGrid 50 500mm x 500mm x 50mm, supplied complete with three pins	92
	3039660	AquaGrid 75 500mm x 500mm x 75mm, supplied complete with three pins	60
	4039137	Ancillary Items AquaGrid Pins For use with both 50mm and 75mm units	90
	4039247	AquaGrid Demarcation Blocks 50mm – for identification of car parking areas, for use with the 50mm deep systems	50
	4039249	75mm – for identification of car parking areas, for use with the 75mm deep systems	75



AquaGrid 75 with grass infill. White marker blocks are available to denote parking spaces



AquaGrid 50 with gravel as an alternative permeable infill



AquaGrid units interlock, and are secured by pins, for stability

Below ground systems

Product details Polyethylene pipe

Wavin Polyethylene (MDPE, HPPE)

Manufactured in accordance with EN12201

	Product Code	SAP Code	Size / Description	Length	Pressure Rating
	Medium Density PE (MDPE 80) – Blue				
	H9610	3038096	20mm	25m	12.5 bar
	H9614	3038117	20mm	50m	12.5 bar
	H5536	3038136	20mm	100m	12.5 bar
	H9611	3038151	25mm	25m	12.5 bar
	H5540	3038135	25mm	50m	12.5 bar
	H5537	3038137	25mm	100m	12.5 bar
	H5524	3038086	32mm	25m	12.5 bar
	H9615	3031926	32mm	50m	12.5 bar
	H5555	3038169	32mm	100m	12.5 bar
	H5541	3038224	50mm	100m	12.5 bar
	3038250	3038250	50mm	150m	12.5 bar
H5550	3038273	63mm	100m	12.5 bar	
	High Performance PE (HPPE 100) – Blue				
	H2997	3066509	90mm	12m	SDR 17
	H3019	3066519	90mm	100m	SDR 17
	H2991	3066506	110mm	12m	SDR 17
	H3018	3066518	110mm	100m	SDR 17
	H3024	3066523	125mm	12m	SDR 17
	H3025	3066524	125mm	100m	SDR 17
	H3029	3066525	160mm	12m	SDR 17
	H3017	3066517	180mm	12m	SDR 17
	High Performance PE (HPPE 100) – Blue				
	H2994	3066508	90mm	100m	SDR 11
	H2999	3066510	110mm	12m	SDR 11
	H3000	3066511	110mm	100m	SDR 11
	H3015	3066516	125mm	12m	SDR 11
	H3027	3066550	125mm	100m	SDR 11
	H3020	3066520	160mm	12m	SDR 11
	H3023	3066522	180mm	12m	SDR 11

16 Bar = SDR 11, 10 Bar = SDR 17 Note: SDR 9, SDR 21, SDR 26 and SDR 33 are available on request.

Standard Dimensional Ratio (SDR): The Standard Dimension Ratio (SDR) is used to describe the relationship between pipe diameter, wall thickness and therefore the pressure rating of the pipe. The relationship between the pipe OD and the wall thickness remains constant for all pipe sizes for a given pressure rating, and can be expressed in the following equation:

$$\text{SDR} = \frac{\text{Pipe Outside Diameter (minimum)}}{\text{Pipe Wall Thickness (minimum)}}$$

Below ground systems

Introduction to Electrofusion Fittings


Key Approvals and Standards

All Wavin products are manufactured under a quality management system accredited to BS EN ISO 9001: 2000 (certificate No. FM00217) and which is listed in the BSI Register of Assessed Capability. Wavin pressure Pipe systems have all the relevant approvals where applicable.

PE Pipe for Potable and Non-potable Water

- BS 6920: 2000 Specification for suitability of non-metallic products for use in contact with water intended for human consumption with regard to their effect on the quality of the water

PE Pipes

- BS EN 12201: 2003 Plastic piping systems for water supply
- Polyethylene (PE)
- WRAS – Approval Number: 1408552 

PE Fittings

- BS EN 12201: 2003 Plastic piping systems for water supply
- Polyethylene (PE)

Important Note:

All Wavin Electrofusion Fittings have pin size 4.0mm. For use with UK Electrofusion machines, 4.7mm adaptors may be required. EF pins or EF LED Adaptors.

Wavin Electrofusion stub flanges are not supplied with backing rings/flanges. These items need to be ordered separately.

Please quote part number when ordering.

Email: info.ie@wavin.com Tel: +353 (0) 1802 0202



Below ground systems

Product details **Electrofusion Fittings**

Electrofusion Fittings


	SAP Code	Size / Description	Pressure Rating
	4018385	20EF	16 Bar
	4018364	25EF	16 Bar
	4018365	32EF	16 Bar
	4018367	50EF	16 Bar
	4018368	63EF	16 Bar
	3023119	90EF	16 Bar
	4026873	110EF	16 Bar
	4018372	125EF	16 Bar
	4018374	160EF	16 Bar
	4018375	180EF	16 Bar
	4018577	25x20EF	16 Bar
	4023509	32x20 EF	16 Bar
	4018580	32x25EF	16 Bar
	4018595	63x32EF	16 Bar
	4018597	63x50EF	16 Bar
	4018604	90x63EF	16 Bar
	4060696	110x63EF	16 Bar
	4018608	110x90EF	16 Bar
	4063197	125x125EF	16 Bar
	4039456	125x90EF	16 Bar
	4060697	160x90EF	16 Bar
	4024149	20EF	16 Bar
	4018388	25EF	16 Bar
	4018392	32EF	16 Bar
	4018400	50EF	16 Bar
	4018404	63EF	16 Bar
	4018410	90EF	16 Bar
	4018414	110EF	16 Bar
	4026875	125EF	16 Bar
	4018424	160EF	16 Bar
	4023713	180EF	16 Bar
	4018391	32EF	16 Bar
	4018399	50EF	16 Bar
	4018403	63EF	16 Bar

	SAP Code	Size / Description	Pressure Rating	
		Elbows 45° – continued		
	4018409	90EF	16 Bar	
	4018413	110EF	16 Bar	
	4039455	125EF	16 Bar	
	3040515	160EF	16 Bar	
	4023712	180EF	16 Bar	
		Equal Tees 90°		
	4024150	20EF	16 Bar	
	4018455	25EF	16 Bar	
	4018457	32EF	16 Bar	
	4018464	50EF	16 Bar	
	4018470	63EF	16 Bar	
		4018481	90EF	16 Bar
		4018486	110EF	16 Bar
		4043897	160EF	16 Bar
		4041212	180EF	16 Bar
		Branch Saddle		
	4042097	110x90EF	16 Bar	
	4041241	110x110EF	16 Bar	
	4041242	125x90EF	16 Bar	
	4041243	125x110EF	16 Bar	
	3040499	160x90EF	16 Bar	
	3039940	160x110EF	16 Bar	
	4041244	160x125EF	16 Bar	
	4041245	180x90EF	16 Bar	
4041330	180x110EF	16 Bar		
	4047681	180x125EF	16 Bar	
		Tapping Saddles		
	4052769	63x20EF	16 Bar	
	4024611	63x25EF	16 Bar	
	4024612	63x32EF	16 Bar	
	4042582	90x20EF	16 Bar	
	4039436	90x25EF	16 Bar	
	4024615	90x32EF	16 Bar	
	4047657	110x20EF	16 Bar	
	4039450	110x25EF	16 Bar	
	4024618	110x32EF	16 Bar	
	4052770	125x20EF	16 Bar	
	4039457	125x25EF	16 Bar	
	4024622	125x32EF	16 Bar	
	4042581	160x20EF	16 Bar	
	4039487	160x25EF	16 Bar	
	4024625	160x32EF	16 Bar	

Below ground systems

Product details **Electrofusion Fittings**

	SAP Code	Size / Description	Pressure Rating
	4048388	Tapping Saddles – continued 180x25EF	16 Bar
	4023655	180x32EF	16 Bar
Type A 	4040929	Flange Adaptor 63EF	16 Bar
Type B 	4018681	90EF	16 Bar
	4046407	110EF	16 Bar
	4018683	125EF	16 Bar
	4018685	160EF	16 Bar
	3039503	180EF	16 Bar
	4018295	Backing Rings (Steel PN16) 63/DN 50	16 Bar
	4018297	90/DN 80	16 Bar
	4018298	110/DN 100	16 Bar
	4018299	125/DN 100	16 Bar
	4018300	160/DN 150	16 Bar
	4018301	180/DN 150	16 Bar
  	4018674	End Caps 20EF	16 Bar
	4018638	25EF	16 Bar
	4018640	32EF	16 Bar
	4018644	50EF	16 Bar
	4018646	63EF PF (with integral pipe fixation)	16 Bar
	4018649	90EF	16 Bar
	4018651	110EF	16 Bar
	4018653	125EF	16 Bar
	4023511	160EF	16 Bar

	SAP Code	Size / Description	Pressure Rating
	4024201	Accessories Tapping Saddle Key Key ST SW17	-
	4020754	Adapters 90° pair d4.7	-
	4062258	Adapters Straight pair d4.7	-


Note 1: All Wavin Electrofusion Fittings have pin size of 4.0mm. For use with UK electrofusion machines, 4.7mm adaptors may be required-EF pins of EF LED adaptors.

Note 2: Wavin Electrofusion stub flanges are not supplied with backing rings/flanges. These items need to be ordered separately. Class B and Eircom duct bends also available






Below ground systems

Product details **Duct**

Pipes

	Product Code	SAP Code	Size / Description	Pipes per Frame
			Ducting Pipes Socketed*	
	M8505	3066540	60mm	132
	M8506	3066541	110mm	114
	M8511	3066543	160mm	46
	M8525	3066547	110mm Public Lighting Duct Red PVC	114




Fittings

	Product Code	SAP Code	Size / Description	Pack Qty
			Bends 90° Socketed	
	M9001	3066671	60mm	1
	M9007	3066675	110mm	1
	M9009	3066676	160mm	1
			Bends 45° Socketed	
	M9010	3066677	60mm	1
	M9005	3066674	110mm	1
	M9016	3066678	160mm	1
			Bends 22½° Socketed	
	M9003	3066673	110mm	1
	M9017	3066679	160mm	1
			Bends 11¼° Socketed	
	M9002	3066672	110mm	1
	M9018	3067017	160mm	1
			Straight Connectors	
	M9008	3066590	60mm	1
	M9020	3066804	110mm	1
	M9021	3066802	160mm	1







*Other speciality ducting pipe such as 450Kn etc, are available upon request



Pipes

	Product Code	SAP Code	Size / Description	Pipes per Frame
	M1999	3066529	ESB PVC 125mm S/S 6m length	77
	M2002	3066530	160mm S/S 6m length	46
	M1915	3066710	ESB Coils Plain Ended 50mm x 50m	1
	M1914	3066708	50mm x 100m	1
	M1913	3066709	Straight Length Plain Ended Polyethylene Duct 50mm x 6m length	144




Fittings

	Product Code	SAP Code	Size / Description	Pack Qty
	M1926	3066670	ESB Bends 90° 44mm	1
	M1901	3066866	125mm	1
	M1921	3066665	160mm	1
	M1902	3066661	ESB Bends 45° 125mm	1
	M1922	3066666	160mm	1
	M1903	3066662	ESB Bends 22½° 125mm	1
	M1923	3066667	160mm	1
	M1904	3066663	ESB Bends 11¼° 125mm	1
	M1924	3066668	160mm	1
	M1925	3066669	Hockey Stick 44mm	1
	M1935	3066739	PVC Connectors 50mm	-
	M1906	3066664	125mm	-
	M1908	3066867	PVC Repair Collar 125mm	-

Below ground systems

Product details **Meter Boxes**

Fittings

	Product Code	SAP Code	Size / Description	Pack Qty
	Q0055	3066771	Meter Cupboard ESB Meter Cupboard	60
	Q0057	3066772	ESB Meter Cupboard Door	1
	Q0058	3066770	ESB Meter Cupboard Key	1

Discover our broad portfolio at www.wavin.ie

Water management Plumbing and heating Waste water drainage
Water and gas distribution Datacom



Wavin is part of Orbia, a community of companies working together to tackle some of the world's most complex challenges. We are bound by a common purpose: To Advance Life Around the World.



Wavin Ireland Ltd
Balbriggan
Co Dublin
K32 K840
Tel: 01 8020200
www.wavin.ie info.ie@wavin.com



© 2020 Wavin Ireland Limited Wavin operates a programme of continuous product development, and therefore reserves the right to modify or amend the specification of their products without notice. All information in this publication is given in good faith, and believed to be correct at the time of going to press. However, no responsibility can be accepted for any errors, omissions or incorrect assumptions. Users should satisfy themselves that products are suitable for the purpose and application intended.

For further product information visit: www.wavin.ie